

VILLAGE OF PITTSFORD

SETTLED 1789 • INCORPORATED 1827



Village of Pittsford Board of Trustees Workshop March 7, 2024, 12 PM

Tentative Agenda

Board Member - Conflict of Interest Disclosure & Open Meeting Compliance Certification

Workshop Items

1. Multi-Year Capital & Financial Plan
2. General & Sewer Budget Review

Next Scheduled Regular Meeting is March 12, 2024, and is Subject to Change Without Notice

Village of Pittsford

Multiyear Financial & Capital Improvement Plan

KEY:



KEY:

Climate Smart

Expenses Split w/ Sewer

Sewer Fund

ARPA

CHIPS-ETC.

Grants

Matching Grants

General Fund

VOP Master Infrastructure - 5 Year Capital Improvement Plan

Project Name: (Priority Number)	Project Description & Details:	Cost Estimates At current market rates:	Funding Source 1:	Funding Amount 1:	Funding Source 2:	Funding Amount 2:	Sewer Funds:	General Fund Amount Needed:
(1) Shop Bathroom/Generator	Toilets, laundry facility, lockers, and showers.	\$ 250,000.00	ARPA	\$ 50,000.00			\$ 187,500.00	\$ 12,500.00
(1) Roadwork <small>(See schedule for prioritization)</small>	South & Wood - Mill & Pave	\$ 750,000.00	Grant	\$ 100,000.00	Bond	\$ 650,000.00		\$ -
(2) Vehicle&Equip Replacement	Case 321F Loader - Anticipated Lease Payment, New \$110,000)	\$ 17,760.00			Debt	\$ 17,760.00		\$ -
(3) Vehicle&Equip Replacement	Truck 3	\$ 70,000.00					\$ 15,400.00	\$ 54,600.00
(4) Vehicle&Equip Replacement	Truck 14	\$ 100,000.00					\$ 22,000.00	\$ 78,000.00
(5) Vehicle&Equip Replacement	Additional Pick-Up	\$ 50,000.00					\$ 11,000.00	\$ 39,000.00
(6) Vehicle&Equip Replacement	Truck 1 - Deferred to 25-26 Budget year \$260,000							\$ -
(7) Vehicle&Equip Replacement	Bobcat Skid Steer Deferred to 25-26 Budget year \$65,000							\$ -
(8) DPW Security Fence	Entrance Gate, Split-Rail and natural planting barrier on canal and road side. Chain link height TBD surrounding yard and arboretum border. In the budget in surplus categories cost 7,000, Sewer \$1,540							\$ -
(9) Comprehensive Utility Mapping	Updating existing mapping of buried village utilities. Sewer & General Funds in budget total cost \$20,000 SPLIT							\$ -
(10) 12/14 Elm St.	Retaining Wall & Sidewalk Restructuring Phase 1: Remove tree & sidewalk. Covered in Budget \$5,000							
(11) Hanging Furnaces	Replace 3 standing pilot hanging furnaces with new high-efficiency electronic ignition furnaces. In budget \$15,000							
(12) DPW Shop Offices	Convert existing loft area into 2 offices. Moved to 25-26 \$20,000							
								\$ -

2024
2025

DPW Capital Improvement Plan Totals > :				\$ 1,237,760.00	N/A	\$ 150,000.00	N/A	\$ 667,760.00	\$ 235,900.00	\$ 184,100.00
---	--	--	--	-----------------	-----	---------------	-----	---------------	---------------	---------------

KEY: Climate Smart Expenses Split w/ Sewer Sewer Fund ARPA CHIPS-ETC. Grants Matching Grants General Fund

2024 2025	Project Name: (Priority Number)	Project Description & Details:	Cost Estimates At current market rates:	Funding Source 1:	Funding Amount 1:	Funding Source 2:	Funding Amount 2:	Sewer Funds:	General Fund Amount Needed:
	(1) HVAC	Replacement of 2 oil and 1 gas furnace and two air conditioning units.	\$ 45,000.00	Grant Dormitory		Reserve	\$ 45,000.00		\$ -
	(2) Entrance column rehabilitation	The replacement of the bases of the (4) columns only and rehabilitation of the columns including minor repairs and painting and that was assuming that the column wraps were not structural in nature	\$ 22,082.00	Grant Dormitory		Reserve	\$ 22,082.00		\$ -
	(3) Front balcony slabs replacement	New slabs	\$ 20,559.00	Grant Dormitory		Reserve	\$ 20,559.00		\$ -
	(4) Electrical Review	Review of existing electrical service and upgrade needs	\$ 10,000.00	Grant Dormitory		Reserve	\$ 10,000.00		\$ -
	(5) Wrought Iron Restoration	Front porch and balconettes wrought Iron restoration in Budget \$14,500							\$ -
	(6) Meeting Room Upgrade	Upgrade of sound and video	\$ 20,000.00	ARPA	\$ 20,000.00				\$ -
	(7) Assessment of Basement foundation	Identify areas of concern and remedy (\$10,000) Conditions being reviewed. Move to 25-26							\$ -
									\$ -
									\$ -
								\$ -	
								\$ -	
								\$ -	
Village Hall Capital Improvement Plan Totals > :			\$ 117,641.00	N/A	\$ 20,000.00	N/A	\$ 97,641.00	\$ -	\$ -

2024-2025 Budget Year Capital Improvement Totals:	\$ 1,355,401.00	N/A	\$ 170,000.00	N/A	\$ 765,401.00	\$ 235,900.00	\$ 184,100.00
--	-----------------	-----	---------------	-----	---------------	---------------	---------------

VOP Master Infrastructure - 5 Year Capital Improvement Plan

2025
2026

Project Name: (Priority Number)	Project Description & Details:	Cost Estimates At current market rates:	Funding Source 1:	Funding Amount 1:	Funding Source 2:	Funding Amount 2:	Sewer Funds:	General Fund Amount Needed:
(1) Roadwork (See schedule for prioritization)	Sutherland (Mill&Pave, Curbing, ADA Compliance) Phase 1: W. Jefferson to Lincoln	\$ 500,000.00	Bond	\$200,000	Chips	\$ 100,000.00		\$ 200,000.00
(2) Vehicle&Equip Replacement	Truck 2	\$ 260,000.00					\$ 57,200.00	\$ 202,800.00
(3) Vehicle&Equip Replacement	Owens Tilt Trailer	\$ 9,000.00						\$ 9,000.00
(4) Vehicle&Equip Replacement	Truck 12	\$ 100,000.00					\$ 22,000.00	\$ 78,000.00
(5) Vehicle&Equip Replacement	ODB Leaf Machine	\$ 60,000.00						\$ 60,000.00
(6) Vehicle&Equip Replacement	Kubota	\$ 24,000.00						\$ 24,000.00
(7) Vehicle&Equip Replacement	Flush Truck	\$ 250,000.00					\$ 250,000.00	\$ -
(8) Streetlight Wiring (Monroe)	Replace existing wiring under sidewalks and road where applicable.	\$ 30,000.00						\$ 30,000.00
(9) Comprehensive Utility Mapping	Updating existing mapping of burried village utilities.	\$ 20,000.00					\$ 10,000.00	
(10) DPW grounds Pavement/Asphalt	All asphalt from wye in the road heading south to property lines.	\$ 10,000.00						
(11) 12/14 Elm St.	Retaining Wall & Sidewalk Restructuring Phase 2: Retaining wall improvement.	\$ 25,000.00						
								\$ -
								\$ -
								\$ -

DPW Capital Improvement Plan Totals > :					\$ 1,288,000.00	N/A	\$ 200,000.00	N/A	\$ 100,000.00	\$ 339,200.00	\$ 603,800.00
KEY:	Climate Smart	Expenses Split w/ Sewer	Sewer Fund	ARPA	CHIPS-ETC.	Grants	Matching Grants	General Fund			
Project Name: (Priority Number)	Project Description & Details:	Cost Estimates At current market rates:	Funding Source 1:	Funding Amount 1:	Funding Source 2:	Funding Amount 2:	Sewer Funds:	General Fund Amount Needed:			
(1) Rear Ramp railing - Repainting	Scrape and clean 50" of exterior steel railings and apply fresh top coat of oil-based black paint.	\$ 5,925.00						\$ 5,925.00			
(2) Back emergency exit stair refurbishment	Remove existing roof structure, prepare and coat side walls with waterproof coating, add cap stones to top of wall, working around existing railings. Paint existing railings in place and construct new roof structure.	\$ 23,882.00						\$ 23,882.00			
(3) Front side stair refurbishment	Repair concrete as needed and coat sidewalls with water coating, paint existing railings	\$ 10,000.00						\$ 10,000.00			
(4) Security Camera System	New security camera system	\$ 5,000.00						\$ 5,000.00			
(5) Meeting Room Floor	Cover / Replacement of Vinyl flooring	\$ 4,500.00						\$ 4,500.00			
								\$ -			
								\$ -			
								\$ -			
								\$ -			
								\$ -			
								\$ -			
								\$ -			
								\$ -			
Village Hall Capital Improvement Plan Totals >:		\$ 49,307.00	N/A	\$ -	N/A	\$ -	\$ -	\$ 49,307.00			

2025
2026

	Totals:	2025-2026 Budget Year Capital Improvement Totals:	\$ 1,337,307.00	N/A	\$ 200,000.00	N/A	\$ 100,000.00	\$ 339,200.00	\$ 653,107.00
--	----------------	--	-----------------	-----	---------------	-----	---------------	---------------	---------------

KEY:

Climate Smart

Expenses Split w/ Sewer

Sewer Fund

ARPA

CHIPS-ETC.

Grants

Matching Grants

General Fund

VOP Master Infrastructure - 5 Year Capital Improvement Plan

2026
2027

Project Name: (Priority Number)	Project Description & Details:	Cost Estimates At current market rates:	Funding Source 1:	Funding Amount 1:	Funding Source 2:	Funding Amount 2:	Sewer Funds:	General Fund Amount Needed:
(1) Roadwork (See schedule for prioritization)	Sutherland Phase 2: Lincoln to Monroe, Schoen Place (Mild Reconstruction, Drainage, ADA Compliance) Rand Place (Cores Needed, Mill & Pave, Drainage Inspection)	\$ 1,450,000.00						\$ 1,450,000.00
(2) Vehicle&Equip Replacement	Toolcat	\$ 68,000.00						\$ 68,000.00
(3) Vehicle&Equip Replacement	6x8 Trailer	\$ 3,500.00						\$ 3,500.00
(4) Vehicle&Equip Replacement	1-Ton Roller	\$ 12,000.00						\$ 12,000.00
(5) Vehicle&Equip Replacement	Zero-Turn Mower	\$ 5,000.00						\$ 5,000.00
(6) Streetlight Wiring (S. Main & State St.)	Replace existing wiring under sidewalks and road where applicable.	\$ 30,000.00						\$ 30,000.00
(7) Comprehensive Utility Mapping	Updating existing mapping of burried village utilities.	\$ 20,000.00					\$ 10,000.00	\$ 10,000.00
(8) Concrete Floors Shop	All concrete flooring in DPW main Shop to be torn out and replaced. (DPW staff to PREP)	\$ 35,000.00						\$ 35,000.00
								\$ -
								\$ -
								\$ -
								\$ -
								\$ -
								\$ -
								\$ -
								\$ -
								\$ -

DPW Capital Improvement Plan Totals > :				\$ 1,623,500.00	N/A	\$ -	N/A	\$ -	\$ 10,000.00	\$ 1,613,500.00
---	--	--	--	-----------------	-----	------	-----	------	--------------	-----------------

KEY: Climate Smart Expenses Split w/ Sewer Sewer Fund ARPA CHIPS-ETC. Grants Matching Grants General Fund

Project Name: (Priority Number)	Project Description & Details:	Cost Estimates At current market rates:	Funding Source 1:	Funding Amount 1:	Funding Source 2:	Funding Amount 2:	Sewer Funds:	General Fund Amount Needed:
(1) Window Rehabilitation	Restoration of 33 Double hung windows	\$ 33,000.00						\$ 33,000.00
(2) Parking Lot Lights	Review and Upgrade lighting in parking lots	\$ 20,000.00						\$ 20,000.00
(3) Apron Replacement	Replaced damaged front driveway apron- concrete	\$ 15,000.00						\$ 15,000.00
								\$ -
								\$ -
								\$ -
								\$ -
								\$ -
								\$ -
								\$ -
								\$ -
								\$ -
								\$ -
								\$ -

2026
2027

	Village Hall Capital Improvement Plan Totals >:		\$ 68,000.00	N/A	\$ -	N/A	\$ -	\$ -	\$ 68,000.00
Totals:	2026-2027 Budget Year Capital Improvement Totals:		\$ 1,691,500.00	N/A	\$ -	N/A	\$ -	\$ 10,000.00	\$ 1,681,500.00

VOP Master Infrastructure - 5 Year Capital Improvement Plan

Project Name: (Priority Number)	Project Description & Details:	Cost Estimates At current market rates:	Funding Source 1:	Funding Amount 1:	Funding Source 2:	Funding Amount 2:	Sewer Funds:	General Fund Amount Needed:
(1) Roadwork <small>(See schedule for prioritization)</small>	Church St, Locust St, Maple St (Cores needed, Possible full reconstruction, Drainage, Curbing)	\$ 680,000.00						\$ 680,000.00
(2) Vehicle&Equip Replacement	Bobcat T450 Skid Steer	\$ 65,000.00						\$ 65,000.00
(3) Vehicle&Equip Replacement	Case 321F Loader	\$ 110,000.00						\$ 110,000.00
(1) Comprehensive Utility Mapping	Updating existing mapping of burried village utilities.	\$ 20,000.00					\$ 10,000.00	\$ 10,000.00
								\$ -
								\$ -
2027								\$ -
								\$ -
2028								\$ -
								\$ -
								\$ -
								\$ -
								\$ -
								\$ -
								\$ -
								\$ -
DPW Capital Improvement Plan Totals > :		\$ 875,000.00	N/A	\$ -	N/A	\$ -	\$ 10,000.00	\$ 865,000.00

2027 2028	Project Name: (Priority Number)	Project Description & Details:	Cost Estimates At current market rates:	Funding Source 1:	Funding Amount 1:	Funding Source 2:	Funding Amount 2:	Sewer Funds:	General Fund Amount Needed:
	Village Hall Painting	Scrape and Repainting	\$ 30,000.00						\$ 30,000.00
									\$ -
									\$ -
									\$ -
									\$ -
									\$ -
									\$ -
									\$ -
									\$ -
									\$ -
Village Hall Capital Improvement Plan Totals >:			\$ 30,000.00	N/A	\$ -	N/A	\$ -	\$ -	\$ 30,000.00
Totals:	2027-2028 Budget Year Capital Improvement Totals:		\$ 905,000.00	N/A	\$ -	N/A	\$ -	\$ 10,000.00	\$ 895,000.00

VOP Master Infrastructure - 5 Year Capital Improvement Plan

2028
2029

Project Name: (Priority Number)	Project Description & Details:	Cost Estimates At current market rates:	Funding Source 1:	Funding Amount 1:	Funding Source 2:	Funding Amount 2:	Sewer Funds:	General Fund Amount Needed:
(1) Roadwork <small>(See schedule for prioritization)</small>	Lincoln Ave+Washington Ave (Mill & Pave, Drainage, Curbing, ADA Compliance) Boughton Ave + Jackson Park + Austin Park (Surface Treatment, Re-evaluate due to drainage issues)	\$ 763,000.00						\$ 763,000.00
(2) Vehicle&Equip Replacement	Kubota - RTX1100C	\$ 24,000.00						\$ 24,000.00
								\$ -
								\$ -
								\$ -
								\$ -
								\$ -
								\$ -
								\$ -
								\$ -
								\$ -
								\$ -
								\$ -
								\$ -
								\$ -
								\$ -

DPW Capital Improvement Plan Totals > :					\$ 787,000.00	N/A	\$ -	N/A	\$ -	\$ -	\$ 787,000.00	
KEY:		Climate Smart	Expenses Split w/ Sewer	Sewer Fund	ARPA	CHIPS-ETC.	Grants	Matching Grants	General Fund			
2028 2029	Project Name: (Priority Number)	Project Description & Details:			Cost Estimates At current market rates:	Funding Source 1:	Funding Amount 1:	Funding Source 2:	Funding Amount 2:	Sewer Funds:	General Fund Amount Needed:	
		Parking Lot Evaluation	Parking Lot Repaving including driveway			\$ 25,000.00						\$ 25,000.00
											\$ -	
											\$ -	
											\$ -	
											\$ -	
											\$ -	
											\$ -	
											\$ -	
											\$ -	
											\$ -	
											\$ -	
Village Hall Capital Improvement Plan Totals >:					\$ 25,000.00	N/A	\$ -	N/A	\$ -	\$ -	\$ 25,000.00	
Totals:		2028-2029 Budget Year Capital Improvement Totals:			\$ 812,000.00	N/A	\$ -	N/A	\$ -	\$ -	\$ 812,000.00	

VOP Master Infrastructure - 5 Year Capital Improvement Plan

2029
2030

Project Name: (Priority Number)	Project Description & Details:	Cost Estimates At current market rates:	Funding Source 1:	Funding Amount 1:	Funding Source 2:	Funding Amount 2:	Sewer Funds:	General Fund Amount Needed:
Vehicle&Equip Replacement (See schedule for prioritization)	EZ Enclosed Trailer	\$ 1,000.00						\$ 1,000.00
								\$ -
								\$ -
								\$ -
								\$ -
								\$ -
								\$ -
								\$ -
								\$ -
								\$ -
								\$ -
								\$ -
								\$ -
								\$ -
								\$ -
DPW Capital Improvement Plan Totals > :		\$ 1,000.00	N/A	\$ -	N/A	\$ -	\$ -	\$ 1,000.00

2029 2030	Project Name: (Priority Number)	Project Description & Details:	Cost Estimates At current market rates:	Funding Source 1:	Funding Amount 1:	Funding Source 2:	Funding Amount 2:	Sewer Funds:	General Fund Amount Needed:
	Woodwork refinishing foyer	Refinish woodwork in front foyer	\$ 20,000.00						\$ 20,000.00
									\$ -
									\$ -
									\$ -
									\$ -
									\$ -
									\$ -
									\$ -
									\$ -
Village Hall Capital Improvement Plan Totals >:			\$ 20,000.00	N/A	\$ -	N/A	\$ -	\$ -	\$ 20,000.00
Totals:	2029-2030 Budget Year Capital Improvement Totals:		\$ 21,000.00	N/A	\$ -	N/A	\$ -	\$ -	\$ 21,000.00

Road Maintenance Schedule - Multi Year Plan Updated 02/28/2024

	Street Name	Scheduled Maintenance Type	Cost Estimates Based at current market rates	Condition Rating	Notes:
2024- 2025	South St & Wood St.	Mill & Pave	\$ 750,000.00	62.10/69.00	
	Grove St.	Stone & Oil	\$ 4,800.00	86.39	
	E. Jefferson Circle	Stone & Oil	\$ 2,500.00	94	
2024-2025 Estimated Total:			\$ 757,300.00		
2025- 2026	Sutherland St.	Mill & Pave, curbing, ADA compliance improvments.	\$ 1,000,000.00	51.3	
	Elmbrook Dr.	Oil & Stone	\$ 4,000.00	69.62	
	Eastview Terrace	Oil & Stone	\$ 4,200.00	72.71	
2025-2026 Estimated Total:			\$ 1,008,200.00		
2026- 2027	Schoen Place	Mild reconstruction, drainage improvements, ADA compliance	\$ 600,000.00	42	Packaged as entire neighborhood.
	Rand Place (All)	Cores needed. Mill and Pave. Include drainage inspections.	\$ 350,000.00	72.43	
	Greenhill Lane	Oil & Stone		84	
	Courtenay Circle	Oil & Stone	\$ 13,000.00	87.46	
	Heatherhurst Dr.	Oil & Stone		87.73	
2026-2027 Estimated Total:			\$ 963,000.00		
2027- 2028	Church St.	Cores needed. Possible full reconstruction including drainage and curbing.	\$ 250,000.00	67	
	Locust St.	Cores needed. Possible full reconstruction including drainage and curbing.	\$ 350,000.00	68.45	
	Maple St.	Cores needed. Possible full reconstruction including drainage and curbing.	\$ 80,000.00	83	
2027-2028 Estimated Total:			\$ 680,000.00		

	Street Name	Scheduled Maintenance Type	Cost Estimates Based at current market rates	Condition Rating	Notes:
2028- 2029	Elm St.	Mill & Pave, Drainage, Curbing, ADA Compliance	\$ 150,000.00	76	
	Washington Ave.	Mill & Pave, Drainage, Curbing, ADA Compliance	\$ 250,000.00	83.15	
	Lincoln Ave.	Mill & Pave, Drainage, Curbing, ADA Compliance	\$ 350,000.00	91.61	
	Jackson Park	Surface treatment due - re-evalutae due to drainage issues & including Austin Pk. & Jackson Pk.	\$ 13,000.00	73	Packaged as neighborhood. Pricing based on surface treatment.
	Austin Park	Surface treatment due - re-evalutae due to drainage issues & including Boughton & Jackson Pk.		84	
	Boughton Ave.	Surface treatment due - re-evalutae due to drainage issues & including Boughton & Austin Pk.		85.35	
2028-2029 Estimated Total:			\$ 763,000.00		
	Street Name	Scheduled Maintenance Type	Cost Estimates Based at current market rates	Condition Rating	Notes:
2029- 2030	Village Grove	Oil & Stone	\$ 3,500.00	92	
	Line St.	Oil & Stone	\$ 2,800.00	100	
2029-2030 Estimated Total:			\$ 6,300.00		

Vehicle and Equipment Replacement Schedule Multi-Year Plan
Updated 02/28/2024

	Vehicle suggested by DPW for replacement:	Approximate Current Value of Vehicle up for Replacement :	Estimated Cost of Replacement (New with similar specs):	Budgeted Cost of Replacement Column C (-) Column B:	Current Condition of Vehicle (Poor, Fair, Good, New)
2024-2025	(2) Truck 1 (Age: 20 Y/O)	\$ 12,000.00	\$ 260,000.00	\$ 248,000.00	Fair
	(4) Truck 14 (Age: 10 Y/O)	\$ 45,000.00	\$ 100,000.00	\$ 55,000.00	Fair
	(3) Truck 3 (Age: 9 Y/O)	\$ 37,500.00	\$ 70,000.00	\$ 32,500.00	Good
	(5) Bobcat Skid Steer (Age: 5 Y/O)	\$ 48,000.00	\$ 65,000.00	\$ 17,000.00	Good
	(1) Case Loader (Age: 7 Y/O)	\$ 45,000.00	\$ 110,000.00	\$ 65,000.00	Good
	(6) Additional Pickup (Age: N/A)	\$ -	\$ 55,000.00	\$ 55,000.00	New
	Totals:	\$ 187,500.00	\$ 660,000.00	\$ 472,500.00	N/A

	Vehicle suggested by DPW for replacement:	Approximate Current Value of Vehicle up for Replacement :	Estimated Cost of Replacement (New with similar specs):	Budgeted Cost of Replacement Column C (-) Column B:	Current Condition of Vehicle (Poor, Fair, Good, New)
2025-2026	(1) Truck 2 (Age: 16 Y/O)	\$ 38,000.00	\$ 260,000.00	\$ 222,000.00	Poor
	(4) Truck 12 (Age: 5 Y/O)	\$ 65,000.00	\$ 100,000.00	\$ 35,000.00	Good
	(5) Kubota (Age: 3 Y/O)	\$ 20,000.00	\$ 24,000.00	\$ 4,000.00	Good
	(2) Owens Tilt Trailer (Age: 43 Y/O)	\$ 500.00	\$ 9,000.00	\$ 8,500.00	Poor
	(1S) G-Fund - Flush Truck (Age: 24 Y/O)	\$ 20,000.00	\$ 250,000.00	\$ 230,000.00	Fair
	(3) ODB Leaf Machine (Age: 16 Y/O)	\$ 15,000.00	\$ 60,000.00	\$ 45,000.00	Fair
	Totals:	\$ 158,500.00	\$ 703,000.00	\$ 544,500.00	N/A

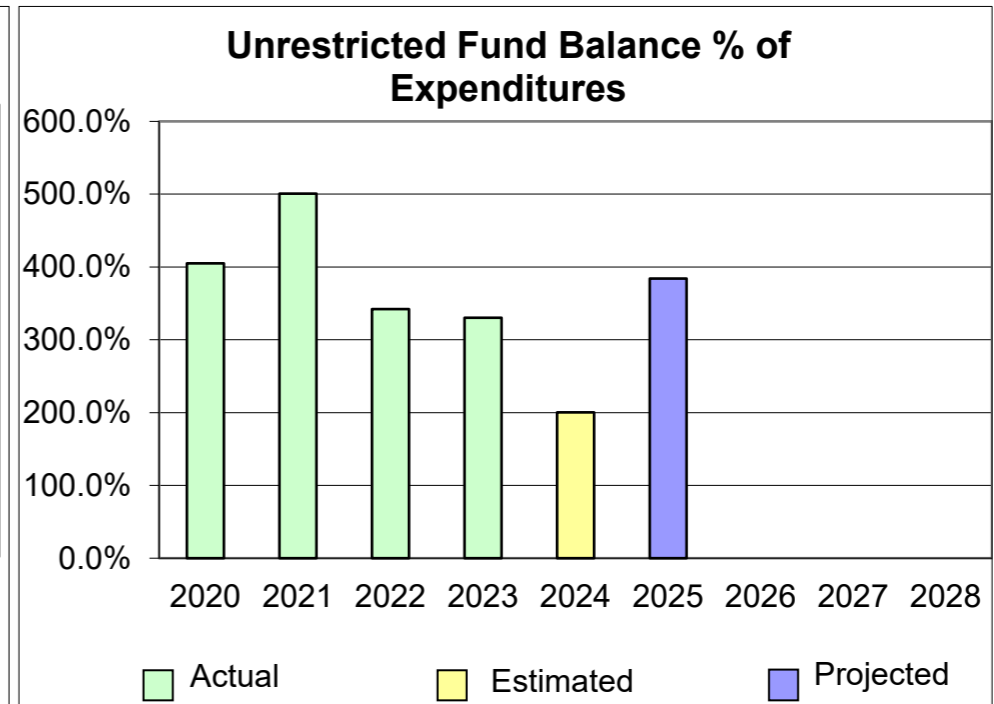
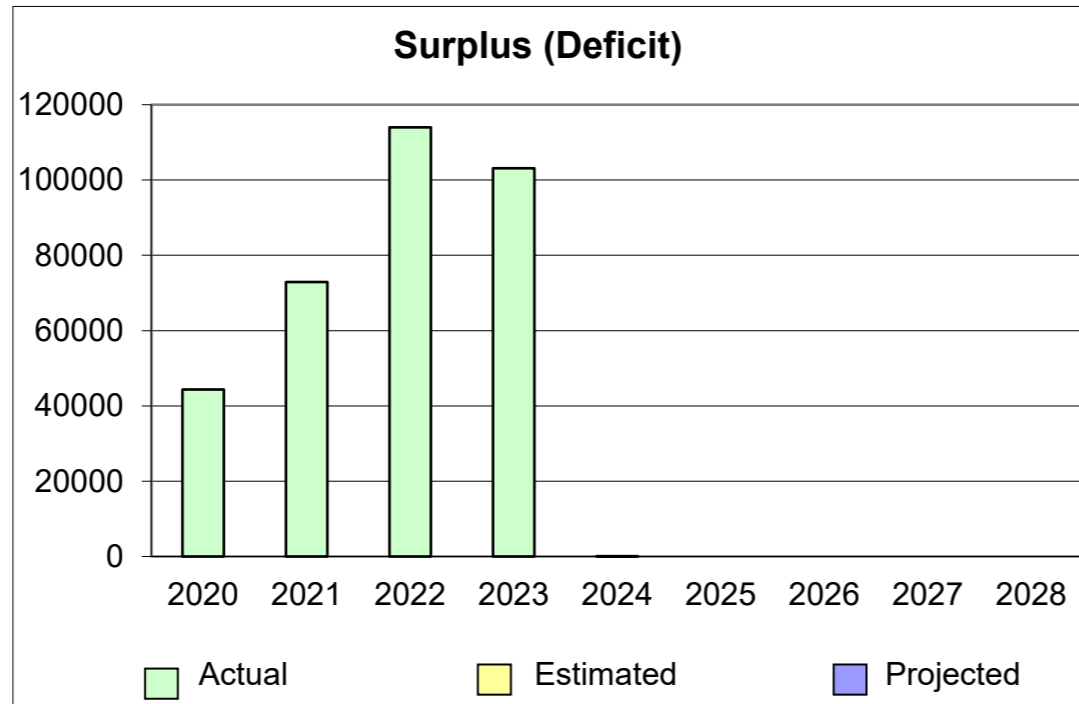
	Vehicle suggested by DPW for replacement:	Approximate Current Value of Vehicle up for Replacement :	Estimated Cost of Replacement (New with similar specs):	Budgeted Cost of Replacement Column C (-) Column B:	Current Condition of Vehicle (Poor, Fair, Good, New)
2026-2027	(1) Toolcat (Age: 1 Y/O)	\$ 60,000.00	\$ 68,000.00	\$ 8,000.00	Good
	(2) 6'x8' Trailer (Age: 11 Y/O)	\$ 700.00	\$ 2,500.00	\$ 1,800.00	Fair
	(3) 1-Ton Wacker Roller (Age: 8 Y/O)	\$ 6,000.00	\$ 12,000.00	\$ 6,000.00	Fair
	(4) Zero-Turn Mower (Age: 5 Y/O)	\$ 2,000.00	\$ 5,000.00	\$ 3,000.00	Good
				\$ -	
Totals:	\$ 68,700.00	\$ 87,500.00	\$ 18,800.00	N/A	

Vehicle and Equipment Replacement Schedule Multi-Year Plan
Updated 02/15/2024

	Vehicle suggested by DPW for replacement:	Approximate Current Value of Vehicle up for Replacement :	Estimated Cost of Replacement (New with similar specs):	Budgeted Cost of Replacement Column C (-) Column B:	Current Condition of Vehicle (Poor, Fair, Good, New)
2027-2028	(1) Bobcat Skid Steer T450 (Age: 3 Y/O)	\$ 48,000.00	\$ 65,000.00	\$ 17,000.00	Good
	(2) Case Loader (Age: 3 Y/O)	\$ 55,000.00	\$ 110,000.00	\$ 55,000.00	Good
				\$ -	
				\$ -	
				\$ -	
				\$ -	
	Totals:	\$ 103,000.00	\$ 175,000.00	\$ 72,000.00	N/A
2028-2029	(1) Kubota RTVx1100C (Age: 3 Y/O)	\$ 20,000.00	\$ 24,000.00	\$ 4,000.00	Good
				\$ -	
				\$ -	
				\$ -	
				\$ -	
				\$ -	
	Totals:	\$ 20,000.00	\$ 24,000.00	\$ 4,000.00	N/A
2029-2030	(1) EZ Enclosed Trailer	\$ 9,000.00	\$ 10,000.00	\$ 1,000.00	New
				\$ -	
				\$ -	
				\$ -	
				\$ -	
				\$ -	
	Totals:	\$ 9,000.00	\$ 10,000.00	\$ 1,000.00	N/A

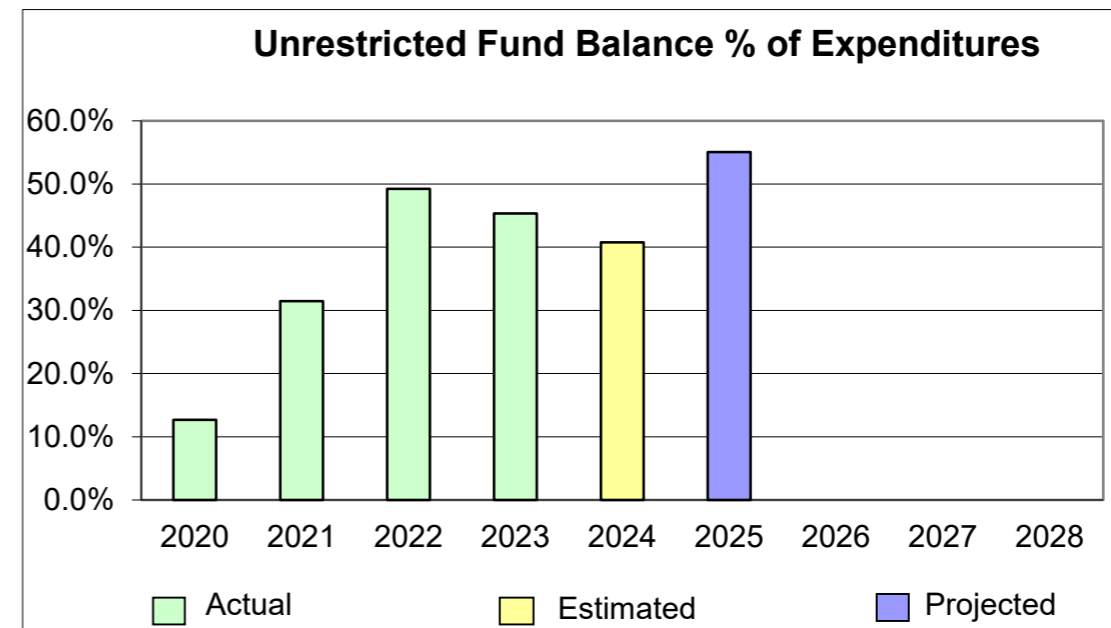
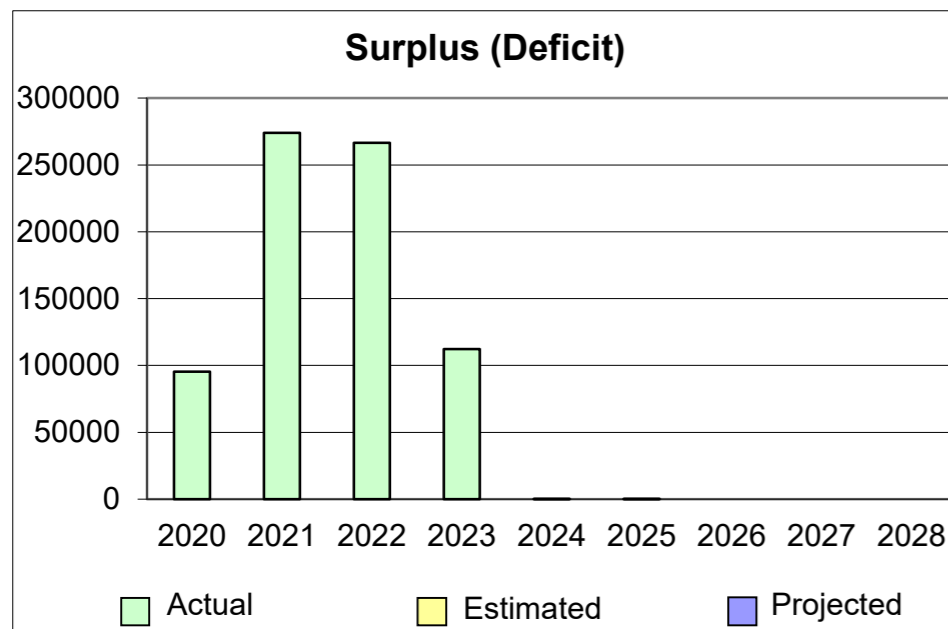
Village of Pittsford
Four Year Financial Plan, Fiscal Years 2025-2028
Sewer Fund

	Actual				Estimated	Projected				Increase 2020- present	Assumptions				Description
	2019-2020	2020-2021	2021-2022	2022-2023	2023-2024	2024-2025	2025-2026	2026-2027	2027-2028		2024- 2025	2025- 2026	2026- 2027	2027- 2028	
Revenues															
Sewer Rents	214,683	221,111	277,042	286,695	321,307	321,307	337,373	354,241	371,953	11%	0.0%	5%	5%	5%	
Interest and Earnings	4,118	957	683	13,268	1,500	10,000	10,200	10,404	10,612	-22%		2%	2%	2%	
Other					1,739.5	205,050									
Total Revenues and Other Sources	\$218,801	\$222,068	\$277,725	\$299,963	\$324,547	\$536,357.20	\$347,573	\$364,645	\$382,565	10%	65%	-35%	5%	5%	
Expenditures															
Personal Services	74,259	83,769	94,146	112,900	181,035	182,368	187,839	193,475	199,279	25%		3%	3%	3%	
Equipment and Capital Outlay	0	0	0	0		235,900	339,200	10,000	10,000	N/A					
Contractual	50,463	27,821	16,257	20,539	68,100	107,150	115,722	124,980	134,978	8%		8%	8%	8%	
Debt Service (Principal and Interest)	0	0	0	0						N/A					
Employee Benefits	49,720	37,569	53,330	63,400	75,411	91,100	101,121	112,244	124,591	11%		11%	11%	11%	
Interfund Transfers	0	0								N/A					
Total Expenditures and Other Uses	\$174,442	\$149,159	\$163,733	\$196,839	\$324,546	\$616,518	\$743,882	\$440,699	\$468,848	17%	90%	21%	-41%	6%	
Surplus (Deficit)	\$44,359	\$72,909	\$113,992	\$103,124	\$0	(\$80,161.11)	(\$396,310)	(\$76,053)	(\$86,283)						
Budgetary Reserves															
Fund Equity, Beg. of Year	1,050,210	1,094,569	1,167,478	1,281,470	1,384,594	1,384,594	1,304,433	908,123	832,070						
Fund Equity, End of Year	1,094,569	1,167,478	1,281,470	1,384,594	1,384,594	1,304,433	908,123	832,070	745,787						
Nonspendable and Restricted Fund Balance	388,089	420,545	721,229	734,497	734,497										
Unrestricted Fund Balance	\$706,480	\$746,933	\$560,241	\$650,097	\$650,097	\$1,304,433	\$908,123	\$832,070	\$745,787						
Unrestricted Fund Balance % of Expenditures	405.0%	500.8%	342.2%	330.3%	200.3%	211.6%	122.1%	188.8%	159.1%						



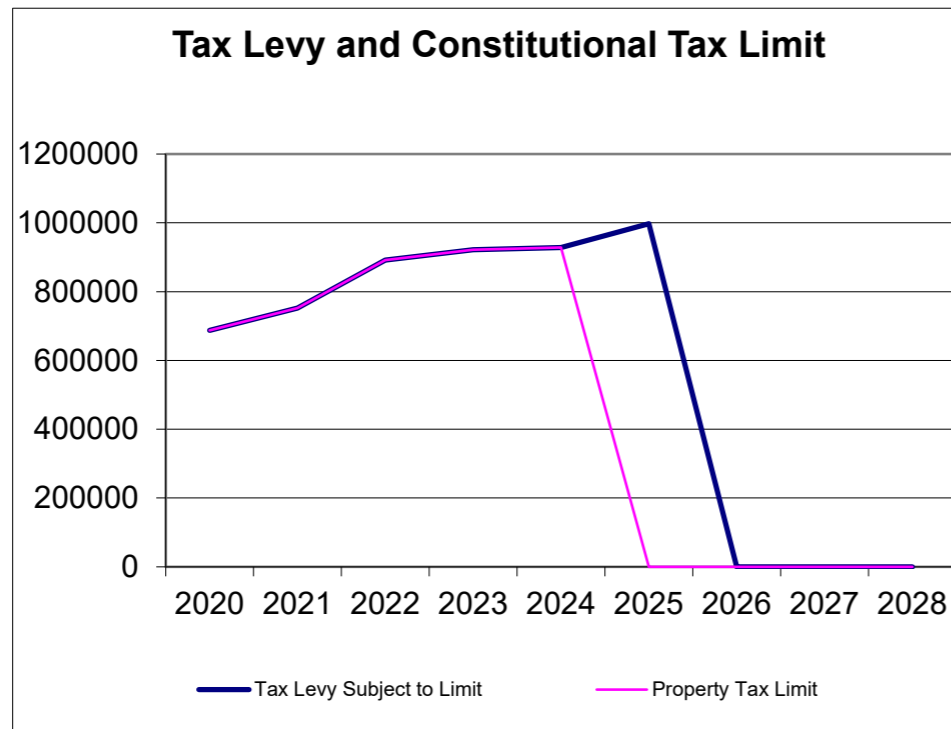
Village of Pittsford
Four Year Financial Plan, Fiscal Years 2024-2025-2027-2028
General Fund

	Actual				Estimated	Projected				Avg Ann Increase 2019-2020-present	Assumptions				Description
	2019-2020	2020-2021	2021-2022	2022-2023	2023-2024	2024-2025	2025-2026	2026-2027	2027-2028		2024-2025	2025-2026	2026-2027	2027-2028	
Revenues															
Real Property Taxes	739,576	879,478	883,908	895,848	964,575	\$1,030,773	\$1,391,543	\$2,156,892	\$2,156,892	7%	6.50%	35.0%	55.0%	0.0%	
Sales and Use Tax	643,852	595,181	721,768	762,080	735,000	\$745,000	\$767,350	\$790,371	\$814,082	3%		3%	3%	3%	
State Aid	81,708	145,088	57,580	91,731	150,019	\$49,319	\$49,812	\$50,310	\$50,813	16%		1%	1%	1%	
Federal Aid	0	0	0	17,526	0	\$70,000	\$0	\$0	\$0	N/A		0%	0%	0%	
Interfund Transfers	0	54,425	0	0	6,175	\$50,000	\$0	\$0	\$0	N/A		0%	0%	0%	
Other Revenue	61,247	46,165	68,174	88,856	83,701	\$151,551	\$214,101	\$124,301	\$158,601	8%					
Total Revenues and Other Sources	\$1,526,383	\$1,720,337	\$1,731,430	\$1,856,041	\$1,939,470	\$2,096,643	\$2,422,806	\$3,121,873	\$3,180,388	6%	8%	16%	29%	2%	
Expenditures															
Personal Services	510,441	466,446	541,719	577,568	599,104	629,539	648,425	667,878	687,914	4%		3.0%	3.0%	3.0%	
Equipment and Capital Outlay	4,087	54,993	7,907	78,014	77,500	184,100	653,107	1,681,500	895,000	109%					
Contractual	672,869	647,683	620,039	784,417	765,718	963,792	992,706	1,022,487	1,053,162	3%		3.0%	3.0%	3.0%	
Debt Service (Principal and Interest)	73,935	90,049	89,174	88,299	93,525	179,032	117,000	117,000	117,000	6%					
Employee Benefits	169,693	187,201	206,079	215,489	264,660	290,180	325,002	364,002	407,682	12%		12%	12%	12%	
Interfund Transfers	0	0	0	0	138,963	-	-	-	-			0.0%	0.0%	0.0%	
Total Expenditures and Other Uses	\$1,431,025	\$1,446,372	\$1,464,918	\$1,743,787	\$1,939,470	\$2,246,643	\$2,736,240	\$3,852,867	\$3,160,758	4%	16%	22%	41%	-18%	
Surplus (Deficit)	\$95,358	\$273,965	\$266,512	\$112,255	\$0	(\$150,000)	(\$313,433)	(\$730,993)	\$19,630						
Budgetary Reserves															
Fund Equity, Beg. of Year	249,665	345,023	618,988	885,337	1,016,798	1,016,798	866,798	553,364	(177,629)						
Fund Equity, End of Year	345,023	618,988	885,337	1,016,798	1,016,798	866,798	553,364	(177,629)	(157,999)						
Nonspendable and Restricted Fund Balance	163,544	163,869	164,054	226,096	226,096	226,096	226,096	226,096	226,096						
Unrestricted Fund Balance	\$181,479	\$455,119	\$721,283	\$790,702	\$790,702	\$640,702	\$327,268	(\$403,725)	(\$384,095)						
Unrestricted Fund Balance % of Expenditures	12.7%	31.5%	49.2%	45.3%	40.8%	28.5%	12.0%	-10.5%	-12.2%						



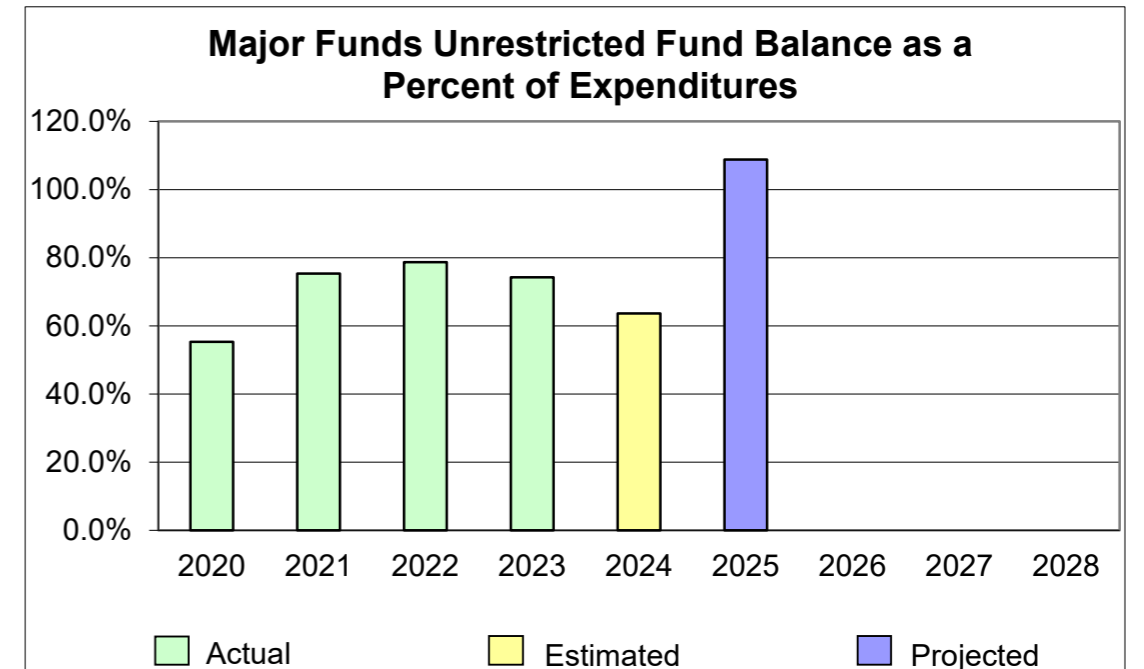
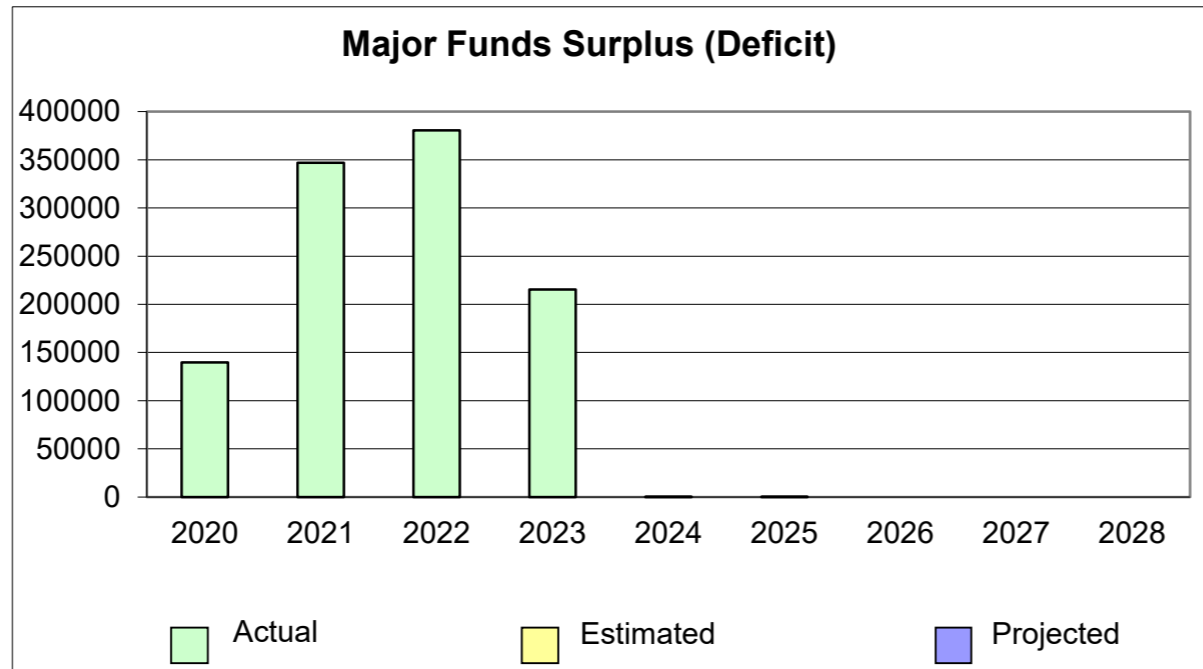
Village of Pittsford
Four Year Financial Plan, Fiscal Years 2025-2028
Levy and Employment (Levy data need only be entered for local governments covered by the Constitutional Tax Limit)

	Actual				Estimated	Projected				Avg Ann Increase 2020-present	Assumptions				Description	
	2019-2020	2020-2021	2021-2022	2022-2023	2023-2024	2024-2025	2025-2026	2026-2027	2027-2028		2024-2025	2025-2026	2026-2027	2027-2028		
Levy and Assessed Value / Rate																
Levy	739,576	879,477	883,698	896,604	964,575	1,030,773	1,391,543	2,156,892	2,156,892	7%						
Assessed Value of Taxable Property	184,894,112	186,346,964	187,224,244	189,958,518	191,004,982	191,961,672	193,881,289	195,820,102	197,778,303	1%		1%	1%	1%		
Tax Rate per \$1,000 of Assessed Value	4.00	4.72	4.72	4.72	5.05	5.37	7.18	11.01	10.91	6%	---	---	---	---		Calculated (Levy/Assessed Value)
Full Value and FV Rate																
Equalization Rate (available from ORPS) (Counties enter 1)	1.00	1.00	0.95	0.91	0.82					-5%	---	---	---	---		Based on approximate assessments as a percent of full value
Full Market Value of Taxable Property	184,894,112	186,346,964	197,078,152	208,745,624	232,932,905					6%	---	---	---	---		Calculated (AV/Equalization Rate)
Tax Rate per \$1000 of Full Value	4.00	4.72	4.48	4.30	4.14					1%	---	---	---	---		Calculated (Levy/Full Value)
Tax Limit																
Property Tax Limit	687,078	752,041	891,947	921,946	928,365					8%	---	---	---	---		Based on calculation (CTL=2% of full value 5-yr rolling avg)
Exclusions to Tax Limit	0	0	0	0	0					N/A	---	---	---	---		Based on projected exclusions
Tax Levy Subject to Limit	687,078	752,041	891,947	921,946	928,365	1,030,773	1,391,543	2,156,892	2,156,892	8%	---	---	---	---		Calculated (Levy minus Exclusions)
Number of Employees	13	13	13	13	14					2%						
Total Debt Service	73,935	90,049	89,174	88,299	93,525	93,525	21,244	22,048	22,882	6%						



**Village of Pittsford
Four Year Financial Plan, Fiscal Years 2025-2028
Major Fund Summary**

	Actual				Estimated	Projected			
	2019-2020	2020-2021	2021-2022	2022-2023	2023-2024	2024-2025	2025-2026	2026-2027	2027-2028
General Fund									
Revenues and Other Sources	\$1,526,383	\$1,720,337	\$1,731,430	\$1,856,041	\$1,939,470	\$2,096,643	\$2,422,806	\$3,121,873	\$3,180,388
Expenditures and Other Uses	\$1,431,025	\$1,446,372	\$1,464,918	\$1,743,787	\$1,939,470	\$2,246,643	\$2,736,240	\$3,852,867	\$3,160,758
Surplus (Deficit)	\$95,358	\$273,965	\$266,512	\$112,255	\$0	\$0	\$0	\$0	\$0
Unrestricted Fund Balance	\$181,479	\$455,119	\$721,283	\$790,702	\$790,702	\$640,702	\$327,268	(\$403,725)	(\$384,095)
Sewer Fund									
Revenues and Other Sources	\$218,801	\$222,068	\$277,725	\$299,963	\$324,547	\$536,357	\$347,573	\$364,645	\$382,565
Expenditures and Other Uses	\$174,442	\$149,159	\$163,733	\$196,839	\$324,546	\$616,518	\$743,882	\$440,699	\$468,848
Surplus (Deficit)	\$44,359	\$72,909	\$113,992	\$103,124	\$0	\$0	\$0	\$0	\$0
Unrestricted Fund Balance	\$706,480	\$746,933	\$560,241	\$650,097	\$650,097	\$1,304,433	\$908,123	\$832,070	\$745,787
All Major Funds									
Revenues and Other Sources	\$1,745,184	\$1,942,405	\$2,009,155	\$2,156,004	\$2,264,017	\$2,633,000	\$2,770,379	\$3,486,519	\$3,562,953
Expenditures and Other Uses	\$1,605,467	\$1,595,531	\$1,628,651	\$1,940,626	\$2,264,016	\$2,863,161	\$3,480,122	\$4,293,565	\$3,629,606
Surplus (Deficit)	\$139,717	\$346,874	\$380,504	\$215,379	\$1	\$0	\$0	\$0	\$0
Unrestricted Fund Balance	\$887,959	\$1,202,052	\$1,281,524	\$1,440,799	\$1,440,799	\$1,945,134	\$1,235,391	\$428,345	\$361,692
Unrestricted Fund Balance % of Expenditures	55.3%	75.3%	78.7%	74.2%	63.6%	67.9%	35.5%	10.0%	10.0%



Ledger:

New Items	
Expenses split with sewer	

GENERAL FUND (A) Appropriations	2020-2021	2021-2022	2022-2023	2023-2024 Budgeted	2023-2024 Expended thru 12/2023	2024-2025 Tentative	Percentage Increase / Decrease	Comments	Sewer Split Totals	Per / Actual
Village Board - 1010 Trustees										
Personnel Services	\$ 24,866	\$25,487.52	\$23,856.00	\$ 24,700.00	\$19,203.02	\$25,000.00	1%		\$ 2,736.85	
Conferences	\$ 500	\$0.00	\$200.00	\$ 625.00	\$0.00	\$ 625.00	\$ -			
Total Village Board	\$ 25,366	\$ 25,488	\$ 24,056	\$ 25,325.00	\$19,203.02	\$ 25,625	1%			
Mayor - 1210 Mayor										
Personnel Services	\$ 14,627	\$14,992.52	\$11,695.00	\$ 12,104.00	\$11,410.77	\$12,150.00	0.4%		\$ 4,024.75	
Conferences	\$ 1,200	\$3,233.70	\$1,805.01	\$ 1,500.00	\$45.98	\$ 1,500.00	\$ -			
Total Mayor	\$ 15,827	\$ 18,226	\$ 13,500	\$ 13,604.00	\$11,456.75	\$ 13,650	0.3%			
Treasurer - 1325 Treasurer										
Personnel Services	\$ 46,800	\$45,824.49	\$60,688.45	\$ 61,000.00	\$24,771.10	\$67,000.00	9.84%		\$ 30,985.57	
Total Treasurer	\$ 46,800	\$ 45,824	\$ 60,688	\$ 61,000.00	\$24,771.10	\$ 67,000	9.84%			
Clerk - 1410 Clerks										
Personnel Services	\$ 91,182	\$82,320.70	\$63,946.45	\$ 64,000.00	\$29,515.54	\$66,226.00	3%	Village Office Personnel	\$ 30,727.86	
Equipment	\$ 2,500	\$2,159.53	\$2,923.00	\$ 10,000.00	\$5,031.43	\$ 7,800.00	-22%	Computer replacement, New Desks	\$2,200	22%
Newsletters	\$ -	\$932.71	\$48.60	\$ -	\$0.00	\$ -	100%			
Copies & Rentals	\$ 2,000	\$3,583.20	\$4,098.82	\$ 5,750.00	\$1,603.35	\$ 5,850.00	2%		\$1,650	22%
Insurance	\$ 56,000	\$40,265.05	\$46,899.20	\$ 52,500.00	\$11,792.00	\$ 42,140.00	-20%	Comm, Crime, Public Officials - Est. Rec.	\$11,880	22%
Supplies	\$ 5,000	\$5,292.61	\$4,996.68	\$ 4,500.00	\$2,794.77	\$ 4,500.00	0%			
Software Support	\$ 8,500	\$21,358.48	\$20,909.71	\$ 15,000.00	\$8,062.54	\$ 11,000.00	-27%		\$6,500	Actual / 22%
CPA & Financial Support	\$ 5,500	\$2,281.00	\$3,879.50	\$ 4,000.00	\$3,775.00	\$ 3,900.00	-3%	Contracted Services	\$1,100	22%
Website	\$ 1,500	\$2,310.00	\$63.13	\$ 2,500.00	\$2,416.80	\$ 3,900.00	56%		\$1,100	22%
Payroll Services (Contracted Service)	\$ 6,200	\$6,896.72	\$5,660.89	\$ 6,790.00	\$4,499.18	\$ 5,070.00	-25%	Payroll Company	\$1,430	22%
Miscellaneous	\$ 1,200	\$2,373.04	\$1,299.74	\$ 3,500.00	\$2,361.24	\$ 3,500.00	0%			
Advertising	\$ 3,000	\$1,258.64	\$4,740.80	\$ 2,500.00	\$291.50	\$ 1,000.00	-60%			
Code Updates	\$ 1,000	\$2,251.18	\$4,755.28	\$ 5,000.00	\$0.00	\$ 5,000.00	0%			
Conferences	\$ 2,000	\$8,000.60	\$5,612.26	\$ 5,500.00	\$4,136.29	\$ 6,500.00	18%			
Postage	\$ 1,500	\$1,096.99	\$792.49	\$ 2,000.00	\$679.96	\$ 1,500.00	-25%			
VLG Dues/Contracts	\$ 13,000	\$12,600.39	\$9,960.78	\$ 14,000.00	\$12,313.44	\$ 15,000.00	7%			
Total Clerk Services	\$ 200,082	\$ 194,981	\$ 180,587	\$ 197,540.00	\$89,273.04	\$ 182,886	-7%			

Ledger:

New Items	
Expenses split with sewer	

GENERAL FUND (A)	2020-2021	2021-2022	2022-2023	2023-2024 Budgeted	2023-2024 Expended thru 12/2023	2024-2025 Tentative	Percentage Increase / Decrease	Comments	Sewer Split Totals	Per / Actual
Law - 1420										
Contractual Expenses - Osborne - M	\$ 90,000	\$72,220.00	\$101,204.50	\$ 85,000.00	\$29,427.03	\$95,000.00	12%		\$5,000	Est.
Contractual Expenses - Osborne - H	\$ 28,000	\$19,326.00	\$29,573.50	\$ 24,000.00	\$5,593.50	\$24,000.00	0%			
Contractual Expenses - Zoghlin - PZ	\$ 19,200	\$19,459.00	\$24,764.00	\$ 19,200.00	\$9,678.00	\$19,200.00	0%	Estimate Received		
Contractual Expenses - Osborne Liti	\$ 18,750	\$0.00		\$ 3,500.00	\$2,191.50	\$5,000.00	43%			
Contractual Expenses - Osborne - P	\$ -	\$17,753.20	\$43,221.15	\$ 2,000.00	\$2,706.00	\$2,000.00	0%			
Contractual Expenses - Zoghlin -mis	\$ -	\$2,000	\$1,950	\$ 5,200.00	\$19,123.35	\$10,000.00	92%	Estimate Received		
Contractual Expenses - Hodgson	\$ 50,000	\$8,362.56	\$14,761.40	\$ 10,000.00	\$9,205.40	\$10,000.00	0%			
Contractual Expenses - General Lab	\$ 2,000	\$6,029.80	\$14,124.68	\$ 10,000.00	\$3,613.00	\$5,500.00	-45%			
Contractual Expenses - Misc.				\$ 5,000.00	\$1,926.00	\$5,000.00	0%			
Total Law	\$ 207,950	\$ 145,151	\$ 229,599	\$ 163,900.00	\$83,463.78	\$ 175,700	7%			
Engineer - 1440										
Contractual Expenses - General	\$ 5,000	\$13,761.98	\$30,610.94	\$ 40,000.00	\$540.00	\$20,000.00	-50%			
Contractual Expenses - Sutherland	\$ 5,000	\$13,761.98	\$1.00	\$ 5,000.00	\$0.00	\$0.00	-100%			
75 Monroe Avenue Cons Fees				\$ -	\$34,363.00	\$0.00	0%			
South and Wood Street	\$ -		\$ -	\$ -	\$21,140.84	\$ -				
Total Engineer	\$ 10,000	\$ 27,524	\$ 30,612	\$ 45,000.00	\$56,043.84	\$ 20,000	-56%			
Elections - 1450										
Personal Services	\$ 550	\$798.00	\$0.00	\$ 1,000.00	\$0.00	\$1,500.00	50%	Election Services		
Total Elections	\$ 550	\$ 798	\$ -	\$ 1,000.00	\$0.00	\$ 1,500	50%			
Records Management - 1460										
Personnel Services	\$ 8,775	\$7,004.46	\$5,705.24	\$ 15,400.00	\$10,835.94	\$15,300.00	-1%	Records Mgmt Clerk		
Contractual	\$ 1,500	\$2,039	\$2,141	\$ 1,000.00	\$50.00	\$3,510.00	251%	Conferences / Digitizing Services / Shelving	\$990	22%
Software	\$ -	\$0		\$ 2,000.00	\$0.00	\$1,950.00	-3%	Software Support	\$550	22%
Total Records Management	\$ 10,275	\$9,043	\$7,846	\$ 18,400.00	\$10,885.94	\$20,760.0	13%			
Buildings - 1620										
Personnel Services	\$ 2,500	\$5,869	\$5,864	\$ 4,500.00	\$3,167.10			DPW crew		
Village Hall	\$ 6,000	\$11,667.45	\$20,334.39	\$ 5,000.00	\$19,996.49	\$ 130,000.00	2500%			
Utilities	\$ 9,000	\$19,857.67	\$12,496.77	\$ 12,000.00	\$7,808.54	\$ 11,700.00	-3%		\$3,300	22%
Telephone	\$ 7,000	\$4,784.31	\$4,561.95	\$ 7,000.00	\$3,259.20	\$ 5,460.00	-22%		\$1,540	22%
Heating Fuel	\$ 6,500	\$9,079.41	\$5,314.88	\$ 7,000.00	\$1,341.57	\$ 5,460.00	-22%		\$1,540	22%
VH/Cleaning	\$ 6,500	\$8,344.23	\$7,666.96	\$ 7,500.00	\$4,650.98	\$ 6,240.00	-17%		\$1,760	22%
Misc. Services				\$ 5,000.00	\$729.12	\$ 5,000.00	0%			
Village Hall Fire				\$ -	\$38,273.00	\$0.00				
Village Hall ARPA Improvements				\$ -	\$16,623.49	\$0.00				
Total Buildings Expenses	\$ 37,500	\$59,602.08	\$56,239.44	\$ 48,000.00	\$95,849.49	\$163,860.00	241%			

Ledger:

New Items	
Expenses split with sewer	

GENERAL FUND (A)	2020-2021	2021-2022	2022-2023	2023-2024 Budgeted	2023-2024 Expended thru 12/2023	2024-2025 Tentative	Percentage Increase / Decrease	Comments	Sewer Split Totals	Per / Actual
------------------	-----------	-----------	-----------	-----------------------	---------------------------------------	------------------------	--------------------------------------	----------	-----------------------	-----------------

Special Items - 1900

Municipal Association Dues	\$ 2,000	\$ 800	\$ -	Moved to Dues 1410	\$0.00	\$ -		Remove Line		
FOPV Settlement	\$ 34,000	\$33,167	\$33,167	\$ -		\$0		Remove Line		
Hodgson Agreement	\$ 32,000	\$25,100	\$25,093	\$ -		\$0		Remove Line		
Property Taxes/Assessments	\$ 500	\$283.48	\$0.00	\$ 500.00	\$0.00	\$500.00	0%			
Shared SVC Town/School	\$ 3,600	\$8,271	\$1,548	\$ 4,100.00	\$394.33	\$4,500.00	10%			
GIS Collaborative	\$ 3,338	\$3,460.00		\$ 4,000.00	\$0.00	\$4,500.00	13%			
Contractual - Grant Writers	\$ -	\$0.00		\$ -	\$0.00	\$10,000.00	100%			
Contingency Account	\$ 26,231	\$0.00	\$6,773.00	\$ 28,603.16	\$0.00	\$26,236.55	-8%			
Total Special Items	\$ 101,669	\$71,081.60	\$66,580.34	\$ 37,203.16	\$394.33	\$45,736.55	23%			

Total General Government Support

Public Safety

On-Street Parking - 3320

Parking Monitor

Personnel Services	\$ 15,600	\$16,064	\$15,773	\$ 15,000.00	\$8,382.21	\$17,500.00	17%			
Contractual Expenses	\$ 500	\$750.52	\$1,240.96	\$ 1,750.00	\$547.79	\$1,750.00	0%			
Total On-Street Parking	\$ 16,100	\$16,815	\$17,014	\$ 16,750.00	\$8,930.00	\$19,250	15%			

Safety Inspection - 3620

Building Inspector

Personnel Services	\$ 51,000	\$53,653	\$56,006	\$ 57,000.00	\$30,598.62	\$58,613	3%		\$ 19,537.79	
Conferences and Dues	\$ 2,500	\$1,065.23	\$1,196.36	\$ 2,500.00	\$1,560.37	\$2,500.00	0%			
TYLIN	\$ 2,000	\$480.00	\$0.00	\$ -	\$0.00	\$0.00	0%			
Total Safety Inspection	\$ 55,500	\$55,198.47	\$57,202.27	\$ 59,500.00	\$32,158.99	\$61,113.00	3%			

Total Safety Inspection

Ledger:

New Items	
Expenses split with sewer	

GENERAL FUND (A)	2020-2021	2021-2022	2022-2023	2023-2024 Budgeted	2023-2024 Expended thru 12/2023	2024-2025 Tentative	Percentage Increase / Decrease	Comments	Sewer Split Totals	Per / Actual
------------------	-----------	-----------	-----------	-----------------------	---------------------------------------	------------------------	--------------------------------------	----------	-----------------------	-----------------

Transportation
Street Engineering - 5020

Personnel Services	\$ 15,000		\$33,428	\$ -	\$0.00			DPW crew (total Salary)		
Contractual Expenses:	\$ 36,500		\$ 5,936.21	\$ -	\$0.00	\$ -		Various minor road maintenance projects		
Total Street Engineering	\$ 51,500	\$0.00	\$39,364.57	\$ -	\$0.00	\$0.00				

Street Maintenance - 5110

Personnel Services	\$ 55,000	\$47,408	\$56,750	\$ -	\$0.00	\$0		Move to Admin/Personnel		
Administration			\$0.00	\$ 42,000.00	\$29,922.36	\$46,900.00	12%	Superintendent		
Roads Personnel			\$0.00	\$ 69,500.00	\$17,320.02	\$300,640.00	333%	Total DPW Salaries to be Disbursed	\$ 59,454.55	
Vehicles	\$ 58,000	\$5,747.70		\$ -	\$0.00	\$171,600.00	100%		\$ 48,400.00	22%
New Equipment			\$75,091	\$ 2,500.00	\$89.99	\$5,000.00	100%			
Vehicle & Equipment Repairs / Maintenance	\$ 30,000	\$46,248.86	\$38,715.26	\$ 40,000.00	\$21,486.23	\$30,000.00	-25%	Fleet Maintenance		
Road Work	\$ -	\$0	\$0	\$ 32,000.00	\$1,348.75	\$30,000.00	-6%	Contractors, VW surface maintenance		
Asphalt	\$ -	\$0	\$0	\$ 8,000.00	\$4,277.35	\$9,000.00	13%			
Supplies	\$ -	\$0	\$0	\$ 7,500.00	\$1,536.88	\$7,500.00	0%	Barricades, Signage, speed humps		
Rentals	\$ -	\$0	\$0	\$ 4,500.00	\$4,089.57	\$7,000.00	56%			
Total Street Maintenance	\$ 143,000	\$99,404.06	\$170,555.37	\$ 206,000.00	\$80,071.15	\$607,640.00	195%			

Chips - 5112
Chips Personnel

Chips Equipment & Vehicles				\$ 65,000.00			-100%	Truck #14		
Chips Road Work				\$ 25,000.00	\$17,465.46		-100%	Milling & Paving Line Street		
Chips Contractual							0%			
Total Chips				\$ 90,000.00	\$17,465.46		-100%			

Ledger:

New Items	
Expenses split with sewer	

GENERAL FUND (A)	2020-2021	2021-2022	2022-2023	2023-2024 Budgeted	2023-2024 Expended thru 12/2023	2024-2025 Tentative	Percentage Increase / Decrease	Comments	Sewer Split Totals	Per / Actual
Garage and DPW - 5132										
Personnel Services	\$ 30,000	\$33,273	\$42,098	\$ 46,000.00	\$27,018.11	\$0	-100%	DPW Crew		
Paid Time Off	\$ 25,000	\$47,957.24	\$35,773.27	\$ 35,000.00	\$19,547.66	\$35,010.00	0%			
Contractual	\$ 34,000	\$40,075	\$31,254	\$ 30,000.00	\$19,229.70	\$32,500.00	8%	Vendor items, phone, drug testing, clothing benefits		
Utilities	\$ -	\$0.00	\$9,825.25	\$ 9,360.00	\$3,586.02	\$5,500.00	-41%			
Tools				\$ 2,000.00	\$0.00	\$1,000.00	-50%			
Diesel Fuel	\$ 7,500	\$6,309.33	\$7,046.90	\$ 7,200.00	\$3,608.26	\$7,500.00	4%			
Gasoline	\$ 5,500	\$7,764.44	\$8,021.79	\$ 6,240.00	\$4,748.00	\$9,000.00	44%			
Highway Garage Maintenance	\$ 5,000	\$4,387.32	\$0.00	\$ 5,000.00	\$134.64	\$75,000.00	1400%		\$ 187,500.00	75%
Total Garage and DPW	\$ 102,000	\$135,379.10	\$134,019.22	\$ 140,800.00	\$77,872.39	\$165,510.00	18%			
Snow Removal - 5142										
Personnel Services	\$ 16,000	\$16,809	\$14,981	\$ 25,000.00	\$621.55	\$0		DPW crew		
Road Salt				\$ 9,500.00	\$0.00	\$9,500.00	0%	Salt contract		
Equipment / Supplies				\$ 4,500.00	\$1,399.38	\$5,000.00	11%	Plow Blades		
Contractual Expense	\$ 9,000	\$5,563.49	\$7,178.00	\$ -	\$0.00	\$0.00	0%	Remove Line		
Total Snow Removal	\$ 25,000	\$22,372.35	\$22,159.33	\$ 39,000.00	\$2,020.93	\$14,500.00	-63%			
Street Lighting - 5182										
Personnel Services	\$ 300	\$576	\$4,231	\$ 2,000.00	\$680.45	\$0		DPW crew		
VLG Wide St. Lighting	\$ 45,000	\$53,388.70	\$50,099.68	\$ 40,000.00	\$23,241.99	\$42,500.00	6%	RGE - Usage		
Lighting Repairs	\$ 3,500	\$736.19	\$2,664.86	\$ 9,000.00	(\$6,159.66)	\$10,000.00	11%	Contractual		
Lighting Supplies				\$ 4,000.00	\$0.00	\$8,000.00	100%	new poles, bulbs, ballasts, globes, photoeyes		
Total Street Lighting	\$ 48,800	\$54,700.73	\$56,995.72	\$ 55,000.00	\$17,762.78	\$60,500.00	10%			
Sidewalks - 5410										
Personnel Services	\$ 6,000	\$2,448	\$2,600	\$ 11,000.00	\$6,380.75	\$0		DPW crew		
Sidewalk Replacement			\$5,746.19	\$ 9,000.00	\$2,426.21	\$5,000.00	-44%			
Sidewalk Supplies				\$ 4,500.00	\$1,055.00	\$5,000.00	11%			
Equipment Rental				\$ 1,500.00	\$4,181.40	\$5,000.00	233%	Equipment Rental		
Contractual Expenses	\$ 9,000	\$0.00		\$ -	\$0.00		0%	Various sidewalk repairs		
Total Sidewalk	\$ 15,000	\$2,448.18	\$8,345.87	\$ 26,000.00	\$14,043.36	\$15,000.00	-42%			

Total Transportation

Ledger:

New Items	
Expenses split with sewer	

GENERAL FUND (A)	2020-2021	2021-2022	2022-2023	2023-2024 Budgeted	2023-2024 Expended thru 12/2023	2024-2025 Tentative	Percentage Increase / Decrease	Comments	Sewer Split Totals	Per / Actual
Parks - 7110										
Personnel Services	\$ 35,000	\$45,690	\$63,540	\$ 41,000.00	\$31,770.99	\$0	0%	DPW crew		
Flower Baskets			\$31,874.43	\$ 11,000.00	\$9,732.80	\$12,000.00	9%	Baskets, Plantings		
Holiday Decorations				\$ 3,500.00	\$2,777.70	\$5,500.00	57%			
Arboretum		\$497.03	\$5,160.00	\$ 270.00	\$270.00	\$1,000.00	270%			
Equipment Rental						\$3,500.00	100%	New Expense		
Tools				\$ 1,000.00	\$137.10	\$1,000.00	0%			
Miscellaneous				\$ 2,230.00	\$62.00	\$2,000.00	-10%	Benches, Trash Receptacles		
Contractual Expense	\$ 12,000	\$13,251.79		\$ 15,000.00	\$12,611.07	\$15,000.00	0%	port-a-poties		
Total Parks	\$ 47,000	\$59,439	\$100,575	\$ 74,000.00	\$57,361.66	\$40,000.00	-46%			
Historian - 7510										
Personnel Services	\$ 500	\$500	\$0	\$ 500.00	\$0.00	\$500.00	0%	Historian		
Total Historian	\$ 500	\$500	\$0	\$ 500.00	\$0.00	\$500.00	0%			
Celebrations - 7550										
Personnel Services	\$ 1,800	\$4,376	\$3,816	\$ 4,750.00	\$3,487.18	\$0	-100%	DPW crew		
Contractual Expense - Security/Misc	\$ 2,000	\$3,857.43	\$8,171.17	\$ 4,500.00	(\$982.39)	\$5,000.00	11%	Candlelight Night/Regatta		
Total Celebrations	\$ 3,800	\$8,233.26	\$11,987.38	\$ 9,250.00	\$2,504.79	\$5,000.00	-46%			
Total Culture and Recreation										

Ledger:

New Items	
Expenses split with sewer	

GENERAL FUND (A)	2020-2021	2021-2022	2022-2023	2023-2024 Budgeted	2023-2024 Expended thru 12/2023	2024-2025 Tentative	Percentage Increase / Decrease	Comments	Sewer Split Totals	Per / Actual
------------------	-----------	-----------	-----------	-----------------------	---------------------------------------	------------------------	--------------------------------------	----------	-----------------------	-----------------

Home and Community Services

Planning / Zoning Board - 8010

Personnel Services	\$ 2,600	\$2,600	\$2,733	\$ 2,600.00	\$0.00	\$2,600.00	0%	Zoning Board Services		
Contractual/Conference	\$ 500	\$0.00	\$0.00	\$ 1,500.00	\$120.00	\$1,500.00	0%			
Total Zoning Expense	\$ 3,100	\$2,600.00	\$2,733.32	\$ 4,100.00	\$120.00	\$4,100.00	0%			

Historic Preservation Board - 8030

Personnel Services	\$ 2,600	\$2,400	\$3,000	\$ 2,600.00	\$0.00	\$2,600.00	0%			
Contractual/Gaskin	\$ 500	\$738.00	(\$680.00)	\$ 500.00	\$0.00	\$500.00	0%	Gaskin Award		
Total Historic Preservation Board	\$ 3,100	\$3,138	\$2,320	\$ 3,100.00	\$0.00	\$3,100	0%			

Street Cleaning - 8170

Personnel Services	\$ 33,000	\$37,844	\$47,942	\$ 40,850.00	\$33,217.69	\$0	-100%	DPW crew Sweeping, brush pick up		
Maintenance				\$ -		\$10,000.00	100%	Moved from Vehicle & Equipment Repairs		
Supplies				\$ -		\$5,000.00	100%	Moved from Vehicle & Equipment Repairs - Supplies		
Total Street Cleaning	\$ 33,000	\$37,844.15	\$47,942.06	\$ 40,850.00	\$33,217.69	\$15,000.00	-63%			

Drainage - 8540

Personnel Services	\$ 7,500	\$13,568	\$12,133	\$ 11,500.00	\$11,320.39	\$0	-100%	DPW crew		
Maintenance				\$ 5,000.00		\$5,000.00	0%			
Supplies				\$ 8,500.00		\$8,000.00	-6%	Materials		
Contractual Expenses	\$ 12,000	\$7,403.85	\$22,926.75	\$ 12,500.00		\$13,000.00	4%	Contractor Services		
Rand Creek - ARPA			\$17,526.86	\$ -			0%			
Total Drainage	\$ 19,500	\$20,971.42	\$52,586.32	\$ 37,500.00	\$11,320.39	\$26,000.00	-31%			

Shade Trees - 8560

Personnel Services	\$ 6,500	\$8,919	\$9,460	\$ 7,500.00	\$3,690.47	\$0	-100%	DPW crew		
Tree Purchase	\$ 4,000	\$3,325.00	\$3,214.00	\$ 4,000.00	\$400.00	\$5,000.00	25%			
Arborist				\$ 5,000.00	\$800.00	\$5,000.00	0%			
Tree Maintenance	\$ 13,000	\$2,095.00	\$12,307.00	\$ 12,500.00	\$2,712.00	\$13,500.00	8%			
Tree Purchase - ARPA	\$ -	\$0.00	\$0.00	\$ -	\$4,145.00	\$0.00	0%			
Total Shade Trees	\$ 23,500	\$14,339.13	\$24,980.56	\$ 29,000.00	\$11,747.47	\$23,500.00	-19%			

Ledger:

New Items	
Expenses split with sewer	

GENERAL FUND (A)	2020-2021	2021-2022	2022-2023	2023-2024 Budgeted	2023-2024 Expended thru 12/2023	2024-2025 Tentative	Percentage Increase / Decrease	Comments	Sewer Split Totals	Per / Actual
Total Home and Community Services										
Employee Benefits - 9000										
State Retirement	\$ 50,994	\$59,217	\$47,056	\$ 58,124.82	\$58,124.82	\$74,500.00	28%	Estimate Received Higher Rates / Staffing Changes	\$ 21,000.00	22%
Social Security	\$ 37,542	\$39,097	\$33,680	\$ 48,500.00	\$26,083.61	\$48,500.00	0%			
Workers Compensation	\$ 45,000	\$28,178	\$30,485	\$ 34,826.35	\$34,826.35	\$35,100.00	1%		\$ 9,900.00	22%
NYS Labor SUI	\$ 1,000	\$0	\$0	\$ 2,500.00	\$0.00	\$3,120.00	25%		\$ 880.00	22%
Disability insurance	\$ 1,500	\$456	\$612	\$ 1,500.00	\$265.20	\$780.00	-48%		\$ 2,200.00	22%
Health/Dental Insurance	\$ 85,000	\$79,132	\$103,656	\$ 119,208.83	\$56,409.80	\$128,180.00	8%	Ledger - New	\$44,541.05	wage
Total Employee Benefits	\$ 221,036	\$206,079	\$215,489	\$ 264,660.00	\$175,709.78	\$290,180	10%			
Debt Service - 9730										
Bond Principle	\$ 52,200	\$51,750	\$50,000	\$ 50,000.00	\$0.00	\$120,000.00	140%	Anticipated New Bond / Last Payment of Existing Bond		
Bond Interest	\$ 2,200	\$1,750	\$2,625	\$ 2,625.00	\$875.00	\$5,000.00	90%	Anticipated New Bond / Last Payment of Existing Bond		
Total Debt Service	\$ 54,400	\$53,500	\$52,625	\$ 52,625.00	\$875.00	\$125,000.00	138%			
Leased Equipment - 9785										
Loader Lease						\$17,760		2027-2028 Lease End		
Ravo Sweeper Lease	\$ 17,650	\$ 18,312	\$ 18,312	\$ 23,800.00	\$19,723.51	\$ 20,500.00	-14%	2027-2028 Lease End		
2019 Ford F450 Lease	\$ 12,000	\$10,148	\$10,148	\$ 12,000.00	\$11,001.36	\$ 12,000.00	0%	2024-2025 Lease End		
Ravo Sweeper Lease Interest	\$ 6,110	\$5,436	\$5,435	\$ 4,100.00	\$4,023.91	\$ 3,300.00	-20%	2027-2028 Lease End		
2019 Ford F450 Lease Interest	\$ 2,200	\$1,779	\$1,779	\$ 1,000.00	\$925.38	\$ 472.00	-53%	2024-2025 Lease End		
Total Leased Equipment	\$ 37,960	\$35,675	\$35,674	\$ 40,900.00	\$35,674.16	\$54,032.00	32%			
Total Debt	\$ 75,920	\$71,350	\$71,348	\$ 81,800.00	\$36,549.16	\$ 179,032.00	119%			

Ledger:

New Items	
Expenses split with sewer	

GENERAL FUND (A)	2020-2021	2021-2022	2022-2023	2023-2024 Budgeted	2023-2024 Expended thru 12/2023	2024-2025 Tentative	Percentage Increase / Decrease	Comments	Sewer Split Totals	Per / Actual
Reserves - 9901										
Equipment / Vehicle Reserve				\$ 28,650.00			-100%			
Equipment / Vehicle Repair Reserve				\$ -			0%			
Technology Reserve				\$ 6,250.00			-100%			
Building Repair Reserve				\$ 17,381.00			-100%			
Infrastructure Reserve				\$ 86,682.00			-100%			
Infrastructure Repair Reserve				\$ -			0%			
Total Reserve Funding				\$ 138,963.00			-100%			
Transfers to Capital Fund		\$0	\$0	\$ -	\$0.00	\$0				
Total Interfund Transfers	\$ -	\$0		\$ -						
Total Anticipated Genl Fd Approp	\$ 1,597,775	\$1,462,031	\$1,757,952	\$ 1,939,470.16	\$970,197.29	\$2,246,642.55	16%		\$ 502,428.42	

Personal Services	\$ 629,539.00	
Equipment and Capital	\$ 184,400.00	
Debt Service	\$ 179,032.00	
Employee Benefits	\$ 290,180.00	\$ 1,283,151.00
Contractual	\$ 963,491.55	

2024-2025 Estimated Revenues

Updated 3/6/2025

Ledger:

New Items	Items to be removed
Expenses split with sewer	Revenue Changed 2/16/24

GENERAL FUND (A)		2022-2023	2023-2024 Budgeted	2023-2024 Earned	2024-2025 Tentative		
Real Property Taxes	1001						
Property Taxes		\$ 896,604.00	\$ 964,575	\$ 964,575.16	\$ 1,027,272.55	6.50%	\$ 62,697.39
Total Real Property Taxes		\$ 896,604.00	\$ 964,575	\$ 964,575.16	\$ 1,027,272.55		
Real Property Tax Items							
In Lieu of Taxes	1081	\$ -	\$ -	\$ -	\$ -		\$ 1,030,772.55
Interest and Penalties on Taxes	1090	\$ 3,686.00	\$ 3,000	\$ 3,210.15	\$ 3,500.00		
Total Real Property Tax Items		\$ 3,686.00	\$ 3,000	\$ 3,210.15	\$ 3,500.00		
Non-Property Tax Items	1100						
Sales Tax		\$ 553,839.00	\$ 675,000	\$ 359,175.47	\$ 685,000.00		
Gross Receipts from Utilities		\$ 24,496.00	\$ 40,000	\$ 798.84	\$ 40,000.00		
Franchise Fees		\$ 16,846.00	\$ 20,000	\$ 8,869.92	\$ 20,000.00		
Total Non-Property Tax Items		\$ 595,181.00	\$ 735,000.00	\$ 368,844.23	\$ 745,000.00		
Department Income							
Clerk Fees	1255	\$ 3,250.00	\$ 4,000	\$ 6,360.00	\$ 6,000.00		
Zoning Fees	2110	\$ 1,269.00	\$ 2,000	\$ 85.00	\$ 2,000.00		
Total Departmental Income		\$ 4,519.00	\$ 6,000.00	\$ 6,445.00	\$ 8,000.00		
Use of Money and Property	2401						
Interest on General Accounts		\$ 827.00	\$ 2,100	\$ 5,240.80	\$ 6,500.00		
Interest on General Reserve CD		\$ 325.00	\$ 1,000	\$ 7,973.18	\$ 5,000.00		
Rental on Real Property	2410	\$ 102.00	\$ 101	\$ -	\$ 101.00		
Total Use of Money and Property		\$ 1,254.00	\$ 3,201	\$ 13,213.98	\$ 11,601.00		
Licenses and Permits	2500						
Building Permits		\$ 14,985.00	\$ 20,000	\$ 11,365.59	\$ 20,000.00		
Building Permits - Other		\$ 3,950.00	\$ 3,500	\$ -	\$ 3,500.00		
Total Licenses and Permits		\$ 18,935.00	\$ 23,500	\$ 11,365.59	\$ 23,500.00		

2024-2025 Estimated Revenues

Updated 3/6/2025

Ledger:

New Items	Items to be removed
Expenses split with sewer	Revenue Changed 2/16/24

GENERAL FUND (A)	2022-2023	2023-2024 Budgeted	2023-2024 Earned	2024-2025 Tentative
Fines and Forfeitures				
Parking Fines	2610 \$ 3,330.00	\$ 6,500	\$ 4,425.00	\$ 7,500.00
Total Fines and Forfeitures	\$ 3,330.00	\$ 6,500	\$ 4,425.00	\$ 7,500.00
Sale of Property & Compensation				
Sales of Scrap Metals	2665 \$ 565.00	\$ 500	\$ -	\$ 500.00
Sale of Equipment	\$ -	\$ 40,000	\$ -	\$ 99,450.00
Insurance Recoveries	\$ -	\$ -	\$ -	\$ -
Total Sale of Property & Compensation	\$ 565.00	\$ 40,500	\$ -	\$ 99,950.00
Miscellaneous Local Sources	2770			
Refund of Prior Years Expenditures	\$ -	\$ -	\$ 7,206.64	\$ -
Donor/Misc Money	\$ 2,767.00	\$ 1,000	\$ -	\$ 1,000.00
Total Misc Monies	\$ 2,767.00	\$ 1,000	\$ 7,206.64	\$ 1,000.00
State Aid	3000			
NYS General Purpose Aid	\$ 9,319.00	\$ 9,319	\$ 9,319.00	\$ 9,319.00
Mortgage Tax	\$ 46,683.00	\$ 40,000	\$ 16,067.76	\$ 40,000.00
CHIPS	\$ 89,086.00	\$ 75,700	\$ -	\$ -
Federal (ARPA)	\$ -	\$ 25,000	\$ -	\$ 70,000.00
Reserves				\$ 50,000.00
Total State Aid	\$ 145,088.00	\$ 150,019	\$ 25,386.76	\$ 169,319.00
Fund Balance				
Fund Balance				\$ 150,000.00
Interfund Transfer				
Interfund Transfer	5031 \$ 54,425.00	\$ 6,175	\$ -	\$ -
Total Interfund Transfers	\$ 54,425.00	\$ 6,175	\$ -	\$ -
Total Anticipated Genl Fund Revenues	\$ 1,726,354.00	\$ 1,939,470	\$ 1,404,672.51	\$ 2,246,642.55
			\$ 534,797.49	\$ 0.00
Total Revenue needed to Balance				

Ledger:

New Items	Items to be removed
Expenses split with general	Revenue changed

SEWER FUND (G)	2022-2023	2023-2024	2023-2024		2024-2025		0.00%
			Earned		Tentative		
Sewer Rents:	2120						\$ -
Village	\$ 247,845.00	\$ 262,715.70	\$ (189.00)	\$	262,715.70	\$	\$ -
Wood Creek	\$ 55,275.00	\$ 58,591.50	\$ -	\$	58,591.50		
Charges & Penalties on Rents	\$ 1,750.00	\$ 1,739.50	\$ 2,934.30		2000		
Total Anticipated Rents	\$ 304,870.40	\$ 323,046.70	\$ 2,745.30	\$	323,307.20		
Interest	2401						
Interest on Sewer CD's	\$ -	\$ -					
Interest on Reserve Cd	\$ 1,500.00	\$ 1,500.00	\$ 20,032.05	\$	10,000.00		
Total Anticipated Sewer Revenues	\$ 1,500.00	\$ 1,500.00	\$ 20,032.05	\$	10,000.00		
Sale of Property & Compensation							
Sale of Equipment	\$0	\$0	\$ -	\$	28,050.00		
Reserves							
Building Reserve					\$ 175,000.00		
Appropriated Fund Balance	\$ 101,057.60	\$ -	\$ -	\$	80,161.11		
Total Revenues	\$ 407,428.00	\$ 324,546.70	\$ 22,777.35	\$	616,518.31		
					\$ 616,518.31		
					\$ -		

Ledger:

New Items	Items to be removed
Expenses split with general	Expense changed

Sewer Fund (G)	2020-2021	2021-2022	2022-2023	2023-2024	2023-2024 Expended 12/2023	2024-2025 Tentative	Comments
----------------	-----------	-----------	-----------	-----------	----------------------------------	------------------------	----------

GARAGE		5132					
Utilities					\$2,640.00	\$115.00	\$3,500.00
Diesel Fuel					\$2,200.00	\$1,017.72	\$1,500.00
Gasoline					\$1,760.00	\$1,339.19	\$2,500.00
New Vehicles							\$48,400.00
Highway Garage Maintenance							\$187,500.00
Total Garage and DPW	\$ -	\$ -	\$ -	\$ 6,600	\$ 2,472	\$ 243,400	

Sanitary Sewers		8120					
Personnel Services	\$ 7,735.00	\$ 4,510.00	\$ 10,000.00	\$ 8,700.00	\$ 2,813.34		
Contractual	\$ 11,183.00	\$ 31,200.00	\$ 25,000.00	\$ 20,000.00	\$ 3,771.52	\$ 12,000.00	
Cipp Swr Lining	\$ -	\$ 139,000.00	\$ 140,000.00	\$ 20,000.00	\$ -	\$ 40,000.00	
We Utilities	\$ 1,056.00	\$ 2,000.00	\$ 2,000.00	\$ 2,500.00	\$ 1,421.12	\$ 2,500.00	
Total Sanitary Sewers	\$ 19,974.00	\$ 176,710.00	\$ 177,000.00	\$ 51,200.00	\$ 8,005.98	\$ 54,500.00	

Employee Benefits		9000					
State Retirement	15000	\$15,000	\$ 14,866.00	\$ 17,160.00	\$ 16,394.18	\$ 21,000.00	
Social Security	6408	\$8,900	\$ 12,000.00	\$ 13,900.00	\$ 4,963.50	\$ 14,500.00	
Workers Compensation	8185	\$8,500	\$ 8,834.00	\$ 11,100.00	\$ 11,052.01	\$ 10,000.00	
NYS Labor SUI						\$ 880.00	
Disability Insurance						\$ 220.00	
Health/Dental Insurance	7976	\$26,000	\$ 29,200.00	\$ 33,251.29	\$ 17,321.59	\$ 44,500.00	
Total Employee Benefits	\$ 37,569.00	\$ 58,400.00	\$ 64,900.00	\$ 75,411.29	\$ 49,731.28	\$ 91,100.00	

Interfund Transfers		9901					
Equipment Reserve	0	\$5,000	\$ -	\$ -	\$ -	\$ -	
Repair Reserve 232r	0	\$5,000	\$ -	\$ -	\$ -	\$ -	
Vehicle Repair Reserve 232r	0	\$5,000	\$ -	\$ -	\$ -	\$ -	
Wood Creek Reserve 232we	0	\$4,500	\$ -	\$ -	\$ -	\$ -	
Pittsford Pub Reserve 232p	0	\$3,000	\$ -	\$ -	\$ -	\$ -	
Facilities Reserve	0	\$5,000	\$ -	\$ -	\$ -	\$ -	
Catastrophic Captial Reserve	0	\$0	\$ 300,000.00	\$ -	\$ -	\$ -	
Total Interfund Transfers	\$ -	\$ 27,500.00	\$ 300,000.00	\$ -	\$ -	\$ -	
Total Anticipated Sewer Fund Approp	\$ 149,158.00	\$ 395,312	\$ 700,879.00	\$ 324,546.29	\$ 125,298.17	\$ 616,518.31	

Personal \$182,368.31
 Contractual \$ 109,350.00

**VILLAGE OF PITTSFORD
GENERAL FUND
TENTATIVE BUDGET
(03/06/2024)**

		Expend/ Revenues	Expend/ Revenues	Expend/ Revenues to	Adopted Budget	Modified Budget	Proposed Budget	Percent Change
		2021-2022	2022-2023	11/30/2023	2023-2024	2023-2024	2024-2025	%

APPROPRIATIONS

GENERAL GOVERNMENT SUPPORT

VILLAGE BOARD

Personal Services	A1010.1	25,487.52	23,856.00	13,030.64	24,700.00	24,700.00	25,000.00	1.21
Conferences/other	A1010.4	0.00	200.00	0.00	625.00	625.00	625.00	0.00
Total		25,487.52	24,056.00	13,030.64	25,325.00	25,325.00	25,625.00	1.18

MAYOR

Personal Services	A1210.1	14,992.52	11,695.00	8,384.90	12,104.00	12,104.00	12,150.00	0.38
Conferences/other	A1210.4	3,533.70	1,805.01	45.98	1,500.00	1,500.00	1,500.00	0.00
Total		18,526.22	13,500.01	8,430.88	13,604.00	13,604.00	13,650.00	0.33

TREASURER

Personal Services	A1325.1	44,948.11	60,688.45	22,837.18	61,000.00	61,000.00	67,000.00	9.83
Total		44,948.11	60,688.45	22,837.18	61,000.00	61,000.00	67,000.00	9.83

**VILLAGE OF PITTSFORD
GENERAL FUND
TENTATIVE BUDGET
(03/06/2024)**

		Expend/ Revenues	Expend/ Revenues	Expend/ Revenues to	Adopted Budget	Modified Budget	Proposed Percent Budget	Change
		2021-2022	2022-2023	11/30/2023	2023-2024	2023-2024	2024-2025	%

CLERK								
Personal Services	A1410.1	79,900.68	63,946.45	26,081.62	64,000.00	64,000.00	66,226.00	3.47
Equipment	A1410.2	2,159.53	2,923.00	5,031.43	10,000.00	10,000.00	7,800.00	-22.00
Newsletters	A1410.408	97.20	48.60	0.00	0.00	1,169.00	0.00	0.00
Copies / Rentals	A1410.409	3,583.20	4,098.82	1,603.35	5,750.00	5,750.00	5,850.00	1.73
Insurance Expense - General	A1410.41	40,265.05	46,899.20	1,685.00	52,500.00	52,500.00	42,140.00	-19.73
Supplies	A1410.411	5,292.61	4,996.68	1,752.34	4,500.00	4,500.00	4,500.00	0.00
Software Support	A1410.412	21,579.18	20,909.71	7,165.15	15,000.00	15,000.00	11,000.00	-26.66
Cpa & Financial Support	A1410.413	2,281.00	3,879.50	3,775.00	4,000.00	4,000.00	3,900.00	-2.50
Website	A1410.414	2,310.00	63.13	0.00	2,500.00	2,500.00	3,900.00	56.00
Payroll Services	A1410.415	6,896.72	5,660.89	4,121.34	6,790.00	6,790.00	5,070.00	-25.33
Miscellaneous	A1410.416	2,511.33	1,299.74	1,167.85	3,500.00	3,500.00	3,500.00	0.00
Advertising	A1410.42	1,270.07	4,740.80	171.00	2,500.00	2,500.00	1,000.00	-60.00
Code Updates	A1410.43	2,251.18	4,755.28	0.00	5,000.00	5,000.00	5,000.00	0.00
Conferences	A1410.44	8,000.60	5,612.26	4,136.29	5,500.00	5,500.00	6,500.00	18.18
Postage	A1410.47	1,096.99	792.49	283.96	2,000.00	2,000.00	1,500.00	-25.00
Vlg Dues/contracts	A1410.48	12,600.39	9,960.78	11,528.36	14,000.00	14,000.00	15,000.00	7.14
Total		192,095.73	180,587.33	68,502.69	197,540.00	198,709.00	182,886.00	-7.41

LAW								
Contr - Osborn - Municpl (394900)	A1420.4	72,220.00	101,204.50	29,427.03	85,000.00	85,000.00	95,000.00	11.76

**VILLAGE OF PITTSFORD
GENERAL FUND
TENTATIVE BUDGET
(03/06/2024)**

		Expend/ Revenues	Expend/ Revenues	Expend/ Revenues to	Adopted Budget	Modified Budget	Proposed Percent Budget	Change
		2021-2022	2022-2023	11/30/2023	2023-2024	2023-2024	2024-2025	%

Contr - Osborn - Hpb (394907)	A1420.401	19,326.00	29,573.50	5,593.50	24,000.00	24,000.00	24,000.00	0.00
Contr - Zoghlin - Pzba (15-197)	A1420.402	21,059.00	24,764.00	8,078.00	19,200.00	19,200.00	19,200.00	0.00
Contr - Osborne Litigation	A1420.403	0.00	0.00	2,191.50	3,500.00	3,500.00	5,000.00	42.85
Contr - Osborn - Pcp (147626)	A1420.404	20,376.70	43,221.15	2,706.00	2,000.00	3,000.00	2,000.00	0.00
Contr- Zoghlin - Lwrp (19-120)	A1420.405	24,091.00	0.00	0.00	0.00	0.00	0.00	0.00
Zoghlin Misc	A1420.406	2,000.00	1,950.00	18,889.35	5,200.00	20,200.00	10,000.00	92.30
Contr - Hodgson - (0771921)	A1420.41	8,362.56	14,761.40	4,135.80	10,000.00	10,000.00	10,000.00	0.00
Contr - Osborn - Gen Lbr (116496)	A1420.42	6,029.80	14,124.68	3,613.00	10,000.00	9,000.00	5,500.00	-45.00
Legal Misc	A1420.43	0.00	0.00	1,926.00	5,000.00	5,000.00	5,000.00	0.00
Total		173,465.06	229,599.23	76,560.18	163,900.00	178,900.00	175,700.00	7.19

ENGINEER

Contractual - General	A1440.4	12,110.00	30,610.94	15,540.00	40,000.00	40,000.00	20,000.00	-50.00
Contractual - Sutherland	A1440.42	5,025.00	1.00	0.00	5,000.00	5,000.00	0.00	-100.00
75 Monroe Avenue Cons Fees	A1440.43	0.00	0.00	34,363.00	0.00	0.00	0.00	0.00
Total		17,135.00	30,611.94	49,903.00	45,000.00	45,000.00	20,000.00	-55.55

ELECTIONS

Personal Services	A1450.1	798.00	0.00	0.00	1,000.00	1,000.00	1,500.00	50.00
-------------------	---------	--------	------	------	----------	----------	----------	-------

**VILLAGE OF PITTSFORD
GENERAL FUND
TENTATIVE BUDGET
(03/06/2024)**

	Expend/ Revenues 2021-2022	Expend/ Revenues 2022-2023	Expend/ Revenues to 11/30/2023	Adopted Budget 2023-2024	Modified Budget 2023-2024	Proposed Budget 2024-2025	Percent Change %
--	----------------------------------	----------------------------------	--------------------------------------	--------------------------------	---------------------------------	------------------------------	------------------------

Total	798.00	0.00	0.00	1,000.00	1,000.00	1,500.00	50.00
-------	--------	------	------	----------	----------	----------	-------

RECORDS MANAGEMENT OFFICER

Clerk	A1460.1	7,004.46	5,705.24	7,374.43	15,400.00	15,400.00	15,300.00	-0.64
Contractual/conferences	A1460.4	2,039.00	2,141.00	0.00	1,000.00	1,000.00	3,510.00	251.00
Software	A1460.41	0.00	0.00	0.00	2,000.00	2,000.00	1,950.00	-2.50
Total		9,043.46	7,846.24	7,374.43	18,400.00	18,400.00	20,760.00	12.82

BUILDINGS

Personal Services	A1620.1	5,724.48	5,864.49	2,847.10	4,500.00	4,500.00	0.00	-100.00
Village Hall	A1620.4	10,862.14	20,334.39	19,996.49	5,000.00	22,595.00	110,000.00	2100.00
Utilities	A1620.41	19,857.67	12,496.77	7,808.54	12,000.00	12,000.00	11,700.00	-2.50
Telephone	A1620.412	4,784.31	4,561.95	3,061.69	7,000.00	7,000.00	5,460.00	-22.00
Heating Fuel	A1620.413	9,079.41	5,314.88	638.25	7,000.00	7,000.00	5,460.00	-22.00
Cleaning	A1620.42	8,344.23	7,666.96	4,100.98	7,500.00	7,500.00	6,240.00	-16.80
Highway Garage	A1620.43	4,176.94	6,180.50	0.00	0.00	0.00	0.00	0.00
Misc Services	A1620.44	0.00	0.00	672.63	5,000.00	5,000.00	5,000.00	0.00
Village Hall Fire	A1620.45	0.00	1,640.00	38,273.00	0.00	38,678.00	0.00	0.00
Vh Arpa Improvements	A1620.46	0.00	0.00	16,623.49	0.00	0.00	20,000.00	****. **

**VILLAGE OF PITTSFORD
GENERAL FUND
TENTATIVE BUDGET
(03/06/2024)**

	Expend/ Revenues 2021-2022	Expend/ Revenues 2022-2023	Expend/ Revenues to 11/30/2023	Adopted Budget 2023-2024	Modified Budget 2023-2024	Proposed Budget 2024-2025	Percent Change %
--	---	---	---	---	--	--	---------------------------------

Total	62,829.18	64,059.94	94,022.17	48,000.00	104,273.00	163,860.00	241.37
-------	-----------	-----------	-----------	-----------	------------	------------	--------

SPECIAL ITEMS

Municipal Association Dues	A1920.4	800.00	0.00	0.00	0.00	0.00	0.00
Fopv Settlement	A1930.4	33,166.67	33,166.67	0.00	0.00	0.00	0.00
Hodgson Agreement	A1930.41	25,100.00	25,093.14	0.00	0.00	0.00	0.00
Property Taxes/assessments	A1950	283.48	0.00	0.00	500.00	500.00	0.00
Shared Svc Town/school	A1989.1	8,271.45	1,547.53	394.33	4,100.00	4,100.00	9.75
Gis Collaborative	A1989.4	0.00	0.00	0.00	4,000.00	4,000.00	12.50
Grant Writers	A1989.42	0.00	0.00	0.00	0.00	0.00	10,000.00****. **
Contingency Account	A1990.4	0.00	6,773.00	0.00	28,603.16	13,603.16	26,236.55 -8.27

Total	67,621.60	66,580.34	394.33	37,203.16	22,203.16	45,736.55	22.93
-------	-----------	-----------	--------	-----------	-----------	-----------	-------

General Government Support Total	611,949.88	677,529.48	341,055.50	610,972.16	668,414.16	716,717.55	17.30
----------------------------------	------------	------------	------------	------------	------------	------------	-------

PUBLIC SAFETY

ON-STREET PARKING

Personal Services	A3320.1	15,552.20	15,772.96	6,970.98	15,000.00	15,000.00	17,500.00 16.66
Contractual	A3320.4	692.02	1,240.96	547.79	1,750.00	1,750.00	1,750.00 0.00

**VILLAGE OF PITTSFORD
GENERAL FUND
TENTATIVE BUDGET
(03/06/2024)**

	Expend/ Revenues 2021-2022	Expend/ Revenues 2022-2023	Expend/ Revenues to 11/30/2023	Adopted Budget 2023-2024	Modified Budget 2023-2024	Proposed Budget 2024-2025	Percent Change %
--	---	---	---	---	--	--------------------------------------	---------------------------------

Total	16,244.22	17,013.92	7,518.77	16,750.00	16,750.00	19,250.00	14.92
-------	-----------	-----------	----------	-----------	-----------	-----------	-------

SAFETY INSPECTION

Personal Services	A3620.1	51,526.49	56,005.91	26,231.82	57,000.00	57,000.00	58,613.00	2.82
Conf/mileage/dues	A3620.4	1,065.23	1,196.36	431.82	2,500.00	2,500.00	2,500.00	0.00
Tylin	A3620.41	480.00	0.00	0.00	0.00	0.00	0.00	0.00

Total	53,071.72	57,202.27	26,663.64	59,500.00	59,500.00	61,113.00	2.71
-------	-----------	-----------	-----------	-----------	-----------	-----------	------

Public Safety Total	69,315.94	74,216.19	34,182.41	76,250.00	76,250.00	80,363.00	5.39
---------------------	-----------	-----------	-----------	-----------	-----------	-----------	------

TRANSPORTATION

STREET ENGINEERING

Personal Services	A5020.1	16,882.55	33,428.36	0.00	0.00	0.00	0.00	0.00
Roadwork/various	A5020.4	3,090.04	5,936.21	0.00	0.00	1,500.00	0.00	0.00
South & Wood Street	A5020.41	0.00	0.00	2,033.34	0.00	0.00	0.00	0.00

Total	19,972.59	39,364.57	2,033.34	0.00	1,500.00	0.00	0.00
-------	-----------	-----------	----------	------	----------	------	------

**VILLAGE OF PITTSFORD
GENERAL FUND
TENTATIVE BUDGET
(03/06/2024)**

		Expend/ Revenues	Expend/ Revenues	Expend/ Revenues to	Adopted Budget	Modified Budget	Proposed Percent Budget Change	
		2021-2022	2022-2023	11/30/2023	2023-2024	2023-2024	2024-2025	%

STREET MAINTENANCE

Administration	A5110.1	46,214.33	56,749.52	26,433.72	42,000.00	42,000.00	46,900.00	11.66
Roads Personnel	A5110.11	0.00	0.00	15,958.32	69,500.00	69,500.00	300,640.00	332.57
New Vehicles (cip)	A5110.2	5,747.70	75,090.59	0.00	0.00	0.00	171,600.00	****. **
New Equipment	A5110.21	0.00	0.00	89.99	2,500.00	2,500.00	5,000.00	100.00
Vehicle & Equip Repair / Maint	A5110.4	46,248.86	38,715.26	21,486.23	40,000.00	40,000.00	30,000.00	-25.00
Road Work	A5110.41	0.00	0.00	1,348.75	32,000.00	32,000.00	30,000.00	-6.25
Asphalt	A5110.42	0.00	0.00	4,277.35	8,000.00	8,000.00	9,000.00	12.50
Supplies	A5110.43	0.00	0.00	1,536.88	7,500.00	7,500.00	7,500.00	0.00
Rentals	A5110.44	0.00	0.00	4,089.57	4,500.00	4,500.00	7,000.00	55.55
Other Projects	A5110.45	0.00	0.00	0.00	0.00	0.00	0.00	0.00
Total		98,210.89	170,555.37	75,220.81	206,000.00	206,000.00	607,640.00	194.97

CHIPS

Personnel Services	A5112.1	0.00	0.00	0.00	0.00	0.00	0.00	0.00
Equipment & Vehicles	A5112.4	0.00	0.00	0.00	65,000.00	65,000.00	0.00	-100.00
Road Work	A5112.41	0.00	0.00	17,465.46	25,000.00	25,000.00	0.00	-100.00
Contractual	A5112.42	0.00	0.00	0.00	0.00	0.00	0.00	0.00
Total		0.00	0.00	17,465.46	90,000.00	90,000.00	0.00	-100.00

**VILLAGE OF PITTSFORD
GENERAL FUND
TENTATIVE BUDGET
(03/06/2024)**

		Expend/ Revenues	Expend/ Revenues	Expend/ Revenues to	Adopted Budget	Modified Budget	Proposed Percent Budget Change	
		2021-2022	2022-2023	11/30/2023	2023-2024	2023-2024	2024-2025	%

GARAGE & DPW

Personal Services	A5132.1	33,010.12	42,098.20	22,400.29	46,000.00	46,000.00	0.00	-100.00
Paid Time Off	A5132.11	46,853.72	35,773.27	18,918.85	35,000.00	35,000.00	35,010.00	0.02
Personnel Svcs - Covid	A5132.12	0.00	0.00	0.00	0.00	0.00	0.00	0.00
Contractual	A5132.4	40,149.53	31,253.81	17,924.36	30,000.00	30,000.00	32,500.00	8.33
Utilities	A5132.41	0.00	9,825.25	3,005.50	9,360.00	9,360.00	5,500.00	-41.23
Tools	A5132.42	0.00	0.00	0.00	2,000.00	2,000.00	1,000.00	-50.00
Diesel Fuel	A5132.48	6,309.33	7,046.90	3,582.50	7,200.00	7,200.00	7,500.00	4.16
Gasoline	A5132.49	7,764.44	8,021.79	5,622.44	6,240.00	6,240.00	9,000.00	44.23
Highway Garage Maintenace	A5132.50	0.00	0.00	134.64	5,000.00	5,000.00	75,000.00	1400.00
Total		134,087.14	134,019.22	71,588.58	140,800.00	140,800.00	165,510.00	17.54

SNOW REMOVAL

Plowing/salting	A5142.1	16,808.86	14,981.33	0.00	25,000.00	25,000.00	0.00	-100.00
Road Salt	A5142.4	5,563.49	7,178.00	0.00	9,500.00	9,500.00	9,500.00	0.00
Equipment /supplies	A5142.41	0.00	0.00	926.98	4,500.00	4,500.00	5,000.00	11.11
Contractual	A5142.42	0.00	0.00	0.00	0.00	0.00	0.00	0.00
Total		22,372.35	22,159.33	926.98	39,000.00	39,000.00	14,500.00	-62.82

**VILLAGE OF PITTSFORD
GENERAL FUND
TENTATIVE BUDGET
(03/06/2024)**

		Expend/ Revenues	Expend/ Revenues	Expend/ Revenues to	Adopted Budget	Modified Budget	Proposed Percent Budget Change	
		2021-2022	2022-2023	11/30/2023	2023-2024	2023-2024	2024-2025	%

STREET LIGHTING

Personal Services	A5182.1	575.84	4,231.18	564.45	2,000.00	2,000.00	0.00-100.00	
Vlg Wide St Lighting	A5182.4	53,426.31	50,099.68	19,225.73	40,000.00	40,000.00	42,500.00	6.25
Lighting Repairs	A5182.42	736.19	2,664.86	-6,159.66	9,000.00	9,000.00	10,000.00	11.11
Lighting Supplies	A5182.43	0.00	0.00	0.00	4,000.00	4,000.00	8,000.00	100.00
Total		54,738.34	56,995.72	13,630.52	55,000.00	55,000.00	60,500.00	10.00

SIDEWALKS

Personal Services	A5410.1	2,448.18	2,599.68	6,380.75	11,000.00	11,000.00	0.00-100.00	
Sidewalk Replemt	A5410.4	-278.79	5,746.19	2,426.21	9,000.00	9,100.00	5,000.00	-44.44
Supplies	A5410.41	0.00	0.00	1,055.00	4,500.00	4,500.00	5,000.00	11.11
Equipment Rental	A5410.42	0.00	0.00	4,181.40	1,500.00	4,500.00	5,000.00	233.33
Contractual	A5410.43	0.00	0.00	0.00	0.00	0.00	0.00	0.00
Total		2,169.39	8,345.87	14,043.36	26,000.00	29,100.00	15,000.00	-42.30

Transportation Total		331,550.70	431,440.08	194,909.05	556,800.00	561,400.00	863,150.00	55.01
----------------------	--	------------	------------	------------	------------	------------	------------	-------

CULTURE AND RECREATION

**VILLAGE OF PITTSFORD
GENERAL FUND
TENTATIVE BUDGET
(03/06/2024)**

		Expend/ Revenues	Expend/ Revenues	Expend/ Revenues to	Adopted Budget	Modified Budget	Proposed Budget	Percent Change
		2021-2022	2022-2023	11/30/2023	2023-2024	2023-2024	2024-2025	%

PARKS								
Personal Services	A7110.1	41,895.90	63,540.38	29,994.30	41,000.00	41,000.00	0.00	100.00
Flowers	A7110.4	13,051.01	31,874.43	9,732.80	11,000.00	11,000.00	12,000.00	9.09
Holiday Decorations	A7110.41	0.00	0.00	0.00	3,500.00	3,500.00	5,500.00	57.14
Arboretum	A7110.42	497.03	5,160.00	270.00	0.00	270.00	1,000.00	****.**
Equipment Rental	A7110.43	0.00	0.00	0.00	0.00	0.00	3,500.00	****.**
Tools	A7110.44	0.00	0.00	137.10	1,000.00	1,000.00	1,000.00	0.00
Miscellaneous	A7110.45	0.00	0.00	12.00	2,500.00	2,230.00	2,000.00	-20.00
Contractual	A7110.46	0.00	0.00	6,748.34	15,000.00	15,000.00	15,000.00	0.00
Total		55,443.94	100,574.81	46,894.54	74,000.00	74,000.00	40,000.00	-45.94

YOUTH PROGRAM

Contractual	A7310.4	0.00	0.00	0.00	0.00	0.00	0.00	0.00
Total		0.00	0.00	0.00	0.00	0.00	0.00	0.00

HISTORIAN

Personal Services	A7510.1	500.00	0.00	0.00	500.00	500.00	500.00	0.00
Total		500.00	0.00	0.00	500.00	500.00	500.00	0.00

**VILLAGE OF PITTSFORD
GENERAL FUND
TENTATIVE BUDGET
(03/06/2024)**

		Expend/ Revenues	Expend/ Revenues	Expend/ Revenues to	Adopted Budget	Modified Budget	Proposed Percent Budget Change	
		2021-2022	2022-2023	11/30/2023	2023-2024	2023-2024	2024-2025	%

CELEBRATIONS

Personnel Services	A7550.1	4,375.83	3,816.21	362.21	4,750.00	4,750.00	0.00	-100.00
Candlelight/regatta	A7550.4	3,877.37	8,171.17	-1,539.85	4,500.00	4,500.00	5,000.00	11.11
Total		8,253.20	11,987.38	-1,177.64	9,250.00	9,250.00	5,000.00	-45.94

Culture And Recreation Total		64,197.14	112,562.19	45,716.90	83,750.00	83,750.00	45,500.00	-45.67
-------------------------------------	--	------------------	-------------------	------------------	------------------	------------------	------------------	---------------

HOME AND COMMUNITY SERVICES

ZONING

Personal Services	A8010.1	2,600.00	2,733.32	0.00	2,600.00	2,600.00	2,600.00	0.00
Contractual/conf	A8010.4	0.00	0.00	0.00	1,500.00	1,500.00	1,500.00	0.00
Total		2,600.00	2,733.32	0.00	4,100.00	4,100.00	4,100.00	0.00

PLANNING

Contractual/conf	A8020.4	950.00	90.00	0.00	0.00	0.00	0.00	0.00
Contractual - Bridge Project	A8020.41	0.00	0.00	0.00	0.00	0.00	0.00	0.00
Consultants Other	A8020.42	1,400.00	0.00	0.00	0.00	0.00	0.00	0.00

**VILLAGE OF PITTSFORD
GENERAL FUND
TENTATIVE BUDGET
(03/06/2024)**

		Expend/ Revenues 2021-2022	Expend/ Revenues 2022-2023	Expend/ Revenues to 11/30/2023	Adopted Budget 2023-2024	Modified Budget 2023-2024	Proposed Budget 2024-2025	Percent Change %
--	--	----------------------------------	----------------------------------	--------------------------------------	--------------------------------	---------------------------------	------------------------------	------------------------

Contractual - Grant Writer	A8020.43	0.00	10,000.00	0.00	0.00	0.00	0.00	0.00
Gis Collaborative	A8020.45	3,460.00	3,599.00	0.00	0.00	0.00	0.00	0.00
Total		5,810.00	13,689.00	0.00	0.00	0.00	0.00	0.00

HISTORICAL PRESERVATION BOARD

Personal Services	A8030.1	2,400.00	2,999.94	0.00	2,600.00	2,600.00	2,600.00	0.00
Contractual/conf/gaskin	A8030.4	738.00	-680.00	0.00	500.00	500.00	500.00	0.00
Total		3,138.00	2,319.94	0.00	3,100.00	3,100.00	3,100.00	0.00

STREET CLEANING

Personal Services	A8170.1	36,572.20	47,942.06	27,742.25	40,850.00	40,850.00	0.00-100.00	
Maintenance	A8170.4	0.00	0.00	0.00	0.00	0.00	10,000.00****.**	
Supplies	A8170.41	0.00	0.00	0.00	0.00	0.00	5,000.00****.**	
Total		36,572.20	47,942.06	27,742.25	40,850.00	40,850.00	15,000.00	-63.28

DRAINAGE

Personal Services	A8540.1	13,567.57	12,132.71	10,729.42	10,000.00	11,500.00	0.00-100.00	
-------------------	---------	-----------	-----------	-----------	-----------	-----------	-------------	--

**VILLAGE OF PITTSFORD
GENERAL FUND
TENTATIVE BUDGET
(03/06/2024)**

		Expend/ Revenues	Expend/ Revenues	Expend/ Revenues to	Adopted Budget	Modified Budget	Proposed Percent Budget	Change
		2021-2022	2022-2023	11/30/2023	2023-2024	2023-2024	2024-2025	%

Contr- N Main/locust/rand Crk	A8540.4	7,403.85	22,926.75	0.00	0.00	0.00	0.00	0.00
Maintenance	A8540.41	0.00	0.00	0.00	5,000.00	5,000.00	5,000.00	0.00
Supplies	A8540.42	0.00	0.00	0.00	8,500.00	8,500.00	8,000.00	-5.88
Contractual	A8540.43	0.00	0.00	0.00	14,000.00	12,500.00	13,000.00	-7.14
Rand Creek Apra	A8540.4A	0.00	17,526.86	0.00	0.00	0.00	0.00	0.00
Total		20,971.42	52,586.32	10,729.42	37,500.00	37,500.00	26,000.00	-30.66

SHADE TREES

Personal Services	A8560.1	8,891.45	9,459.56	3,600.66	7,500.00	7,500.00	0.00	-100.00
Tree Purchase	A8560.4	3,325.00	3,214.00	400.00	4,000.00	4,000.00	5,000.00	25.00
Arborist	A8560.41	0.00	0.00	800.00	5,000.00	5,000.00	5,000.00	0.00
Tree Maintenance	A8560.42	2,095.00	12,307.00	2,712.00	12,500.00	12,500.00	13,500.00	8.00
Total		14,311.45	24,980.56	7,512.66	29,000.00	29,000.00	23,500.00	-18.96

Home And Community Services Total		83,403.07	144,251.20	45,984.33	114,550.00	114,550.00	71,700.00	-37.40
-----------------------------------	--	------------------	-------------------	------------------	-------------------	-------------------	------------------	---------------

EMPLOYEE BENEFITS

EMPLOYEE BENEFITS

State Retirement	A9010.8	59,217.00	47,056.00	58,124.82	60,840.00	58,124.82	74,500.00	22.45
------------------	---------	-----------	-----------	-----------	-----------	-----------	-----------	-------

**VILLAGE OF PITTSFORD
GENERAL FUND
TENTATIVE BUDGET
(03/06/2024)**

		Expend/ Revenues 2021-2022	Expend/ Revenues 2022-2023	Expend/ Revenues to 11/30/2023	Adopted Budget 2023-2024	Modified Budget 2023-2024	Proposed Budget 2024-2025	Percent Change %
Social Security	A9030.8	39,096.64	33,680.10	22,620.15	48,500.00	48,500.00	48,500.00	0.00
Worker's Compensation	A9040.8	28,177.72	30,485.25	39,841.87	31,200.00	34,826.35	35,100.00	12.50
Nys Labor Sui	A9050.8	0.00	0.00	0.00	2,500.00	2,500.00	3,120.00	24.80
Disability Insurance	A9055.8	456.35	611.60	265.20	1,500.00	1,500.00	780.00	-48.00
Health/dental Insurance	A9060.8	79,016.40	103,656.42	56,236.73	120,120.00	119,208.83	128,180.00	6.71
Total		205,964.11	215,489.37	177,088.77	264,660.00	264,660.00	290,180.00	9.64
Employee Benefits Total		205,964.11	215,489.37	177,088.77	264,660.00	264,660.00	290,180.00	9.64
DEBT SERVICE								
BOND ANTICIPATION NOTES								
Bond Principle	A9730.6	51,750.00	50,000.00	0.00	50,000.00	50,000.00	120,000.00	140.00
Bond Interest	A9730.7	1,750.00	2,625.00	875.00	2,625.00	2,625.00	5,000.00	90.47
Total		53,500.00	52,625.00	875.00	52,625.00	52,625.00	125,000.00	137.52
LEASED EQUIPMENT								
Ravo Sweeper Lease	A9785.6	18,312.00	18,312.00	19,723.51	23,800.00	23,800.00	20,500.00	-13.86
2019 Ford F450 Lease	A9785.61	10,148.00	10,148.00	11,001.36	12,000.00	12,000.00	12,000.00	0.00
Loader Lease	A9785.62	0.00	0.00	0.00	0.00	0.00	17,760.00****. **	

**VILLAGE OF PITTSFORD
GENERAL FUND
TENTATIVE BUDGET
(03/06/2024)**

		Expend/ Revenues	Expend/ Revenues	Expend/ Revenues to	Adopted Budget	Modified Budget	Proposed Percent Budget Change	
		2021-2022	2022-2023	11/30/2023	2023-2024	2023-2024	2024-2025	%
Ravo Sweeper Lease Interest	A9785.7	5,435.42	5,435.42	4,023.91	4,100.00	4,100.00	3,300.00	-19.51
2019 Ford 450 Lease Interest	A9785.71	1,778.74	1,778.74	925.38	1,000.00	1,000.00	472.00	-52.80
Total		35,674.16	35,674.16	35,674.16	40,900.00	40,900.00	54,032.00	32.10
Debt Service Total		89,174.16	88,299.16	36,549.16	93,525.00	93,525.00	179,032.00	91.42
INTERFUND TRANSFERS								
TRANSFERS TO CAPITAL FUNDS								
Equipment / Vehicle Reserve	A9950.1	0.00	0.00	0.00	28,650.00	28,650.00	0.00	-100.00
Equipment / Vehicle Repair Reserve	A9950.2	0.00	0.00	0.00	0.00	0.00	0.00	0.00
Technology Reserve	A9950.3	0.00	0.00	0.00	6,250.00	6,250.00	0.00	-100.00
Building Repair Reserve	A9950.4	0.00	0.00	0.00	17,381.00	17,381.00	0.00	-100.00
Infrastructure Reserve	A9950.5	0.00	0.00	0.00	86,682.00	86,682.00	0.00	-100.00
Infrastructure Repair Reserve	A9950.6	0.00	0.00	0.00	0.00	0.00	0.00	0.00
General Repair Reserve 232r	A9950.9	0.00	0.00	0.00	0.00	0.00	0.00	0.00
Total		0.00	0.00	0.00	138,963.00	138,963.00	0.00	-100.00
Interfund Transfers								
TOTAL APPROPRIATIONS		1,455,555.00	1,743,787.67	875,486.12	1,939,470.16	2,001,512.16	2,246,642.55	15.83

**VILLAGE OF PITTSFORD
GENERAL FUND
TENTATIVE BUDGET
(03/06/2024)**

		Expend/ Revenues	Expend/ Revenues	Expend/ Revenues to	Adopted Budget	Modified Budget	Proposed Budget	Percent Change
		2021-2022	2022-2023	11/30/2023	2023-2024	2023-2024	2024-2025	%

REVENUES

REAL PROPERTY TAXES

Real Property Taxes	A1001	883,908.26	895,848.06	964,575.16	964,575.16	964,575.16	1,027,272.55	6.50
Total		883,908.26	895,848.06	964,575.16	964,575.16	964,575.16	1,027,272.55	6.50

REAL PROPERTY TAX ITEMS

Other Payments In Lieu Of Property Tax	A1081	11,110.87	0.00	0.00	0.00	0.00	0.00	0.00
Total		11,110.87	0.00	0.00	0.00	0.00	0.00	0.00

REAL PROPERTY TAX ITEMS

Interest & Penalties On Real Prop Taxes	A1090	4,953.76	6,937.13	3,210.15	3,000.00	3,000.00	3,500.00	16.66
Total		4,953.76	6,937.13	3,210.15	3,000.00	3,000.00	3,500.00	16.66

NON-PROPERTY TAX ITEMS

Monroe County Sales Tax	A1120	676,881.05	708,765.28	359,175.47	675,000.00	675,000.00	685,000.00	1.48
Gross Receipts	A1130	25,476.09	34,151.05	691.03	40,000.00	40,000.00	40,000.00	0.00

**VILLAGE OF PITTSFORD
GENERAL FUND
TENTATIVE BUDGET
(03/06/2024)**

		Expend/ Revenues 2021-2022	Expend/ Revenues 2022-2023	Expend/ Revenues to 11/30/2023	Adopted Budget 2023-2024	Modified Budget 2023-2024	Proposed Budget 2024-2025	Percent Change %
--	--	---	---	---	---	--	--------------------------------------	---------------------------------

Franchise Fees	A1170	19,411.34	19,164.54	8,869.92	20,000.00	20,000.00	20,000.00	0.00
Total		721,768.48	762,080.87	368,736.42	735,000.00	735,000.00	745,000.00	1.36

DEPARTMENTAL INCOME

Clerk Fees	A1255	2,802.20	5,246.29	6,310.00	4,000.00	4,000.00	6,000.00	50.00
Zoning Fees	A2110	2,070.00	400.00	85.00	2,000.00	2,000.00	2,000.00	0.00
Total		4,872.20	5,646.29	6,395.00	6,000.00	6,000.00	8,000.00	33.33

USE OF MONEY AND PROPERTY

Interest On General Accts	A2401	1,125.63	5,739.36	5,074.63	2,100.00	2,100.00	6,500.00	209.52
Interest On Reserves	A2401R	184.91	0.00	7,973.18	1,000.00	1,000.00	5,000.00	400.00
Rental Of Real Property	A2410	0.00	202.00	0.00	101.00	101.00	101.00	0.00
Total		1,310.54	5,941.36	13,047.81	3,201.00	3,201.00	11,601.00	262.41

LICENSES AND PERMITS

Building Permits	A2555	14,621.90	13,443.83	9,855.59	20,000.00	20,000.00	20,000.00	0.00
Other	A2590	1,100.00	2,235.00	0.00	3,500.00	3,500.00	3,500.00	0.00

**VILLAGE OF PITTSFORD
GENERAL FUND
TENTATIVE BUDGET
(03/06/2024)**

	Expend/ Revenues	Expend/ Revenues	Expend/ Revenues to	Adopted Budget	Modified Budget	Proposed Percent Budget	Change
	2021-2022	2022-2023	11/30/2023	2023-2024	2023-2024	2024-2025	%

Total	15,721.90	15,678.83	9,855.59	23,500.00	23,500.00	23,500.00	0.00
-------	-----------	-----------	----------	-----------	-----------	-----------	------

FINES AND FORFEITURES

Parking Tickets	A2610	0.00	165.00	4,155.00	6,500.00	6,500.00	7,500.00	15.38
-----------------	-------	------	--------	----------	----------	----------	----------	-------

Total		0.00	165.00	4,155.00	6,500.00	6,500.00	7,500.00	15.38
-------	--	------	--------	----------	----------	----------	----------	-------

SALE OF PROPERTY & COMPENSATION FOR

Sale Of Scrap And Excess Materials	A2650	0.00	818.80	0.00	500.00	500.00	500.00	0.00
------------------------------------	-------	------	--------	------	--------	--------	--------	------

Sales Of Equipment	A2665	0.00	5,860.00	0.00	40,000.00	40,000.00	99,450.00	148.62
--------------------	-------	------	----------	------	-----------	-----------	-----------	--------

Insurance Recoveries	A2680	0.00	35,626.57	0.00	0.00	0.00	0.00	0.00
----------------------	-------	------	-----------	------	------	------	------	------

Total		0.00	42,305.37	0.00	40,500.00	40,500.00	99,950.00	146.79
-------	--	------	-----------	------	-----------	-----------	-----------	--------

MISCELLANEOUS LOCAL SOURCES

Refund Of Prior Year's Expenditures	A2701	0.00	350.00	7,206.64	0.00	0.00	0.00	0.00
-------------------------------------	-------	------	--------	----------	------	------	------	------

Donor/misc Money	A2770	30,204.72	11,830.27	0.00	1,000.00	1,000.00	1,000.00	0.00
------------------	-------	-----------	-----------	------	----------	----------	----------	------

Total		30,204.72	12,180.27	7,206.64	1,000.00	1,000.00	1,000.00	0.00
-------	--	-----------	-----------	----------	----------	----------	----------	------

**VILLAGE OF PITTSFORD
GENERAL FUND
TENTATIVE BUDGET
(03/06/2024)**

		Expend/ Revenues 2021-2022	Expend/ Revenues 2022-2023	Expend/ Revenues to 11/30/2023	Adopted Budget 2023-2024	Modified Budget 2023-2024	Proposed Budget 2024-2025	Percent Change %
--	--	----------------------------------	----------------------------------	--------------------------------------	--------------------------------	---------------------------------	------------------------------	------------------------

STATE AID

Nys Aim	A3001	9,319.00	9,319.00	9,319.00	9,319.00	9,319.00	9,319.00	0.00
Mortgage Tax	A3005	29,218.12	30,593.35	0.00	40,000.00	40,000.00	40,000.00	0.00
Chips	A3501	0.00	51,819.00	0.00	75,700.00	75,700.00	0.00	-100.00
State Grants	A3989	0.00	0.00	0.00	25,000.00	25,000.00	0.00	-100.00
Total		38,537.12	91,731.35	9,319.00	150,019.00	150,019.00	49,319.00	-67.12

FEDERAL AID

Federal Grants	A4960	0.00	0.00	0.00	0.00	0.00	0.00	0.00
Federal Aid Other / Arpa	A4980	0.00	17,526.86	0.00	0.00	0.00	70,000.00	****. **
Total		0.00	17,526.86	0.00	0.00	0.00	70,000.00	****. **

INTERFUND TRANSFERS

Interfund Transfers	A5031	0.00	0.00	0.00	6,175.00	6,175.00	50,000.00	709.71
Total		0.00	0.00	0.00	6,175.00	6,175.00	50,000.00	709.71

**VILLAGE OF PITTSFORD
GENERAL FUND
TENTATIVE BUDGET
(03/06/2024)**

	Expend/ Revenues 2021-2022	Expend/ Revenues 2022-2023	Expend/ Revenues to 11/30/2023	Adopted Budget 2023-2024	Modified Budget 2023-2024	Proposed Budget 2024-2025	Percent Change %
TOTAL REVENUES	1,712,387.85	1,856,041.39	1,386,500.77	1,939,470.16	1,939,470.16	2,096,642.55	8.10
Appropriated Reserves	0.00	0.00	0.00	0.00	0.00	0.00	0.00
APPROPRIATED FUND BALANCE	-256,832.85	-112,253.72	-511,014.65	0.00	62,042.00	150,000.00****.**	
TOTAL REVENUES & OTHER SOURCES	1,455,555.00	1,743,787.67	875,486.12	1,939,470.16	2,001,512.16	2,246,642.55	15.83

**VILLAGE OF PITTSFORD
SEWER FUND
TENTATIVE BUDGET
(03/06/2024)**

		Expend/ Revenues	Expend/ Revenues	Expend/ Revenues to	Adopted Budget	Modified Budget	Proposed Budget	Percent Change
		2021-2022	2022-2023	11/30/2023	2023-2024	2023-2024	2024-2025	%

APPROPRIATIONS

GENERAL GOVERNMENT SUPPORT

VILLAGE BOARD

Mayor	G1010.1	0.00	3,898.00	2,017.24	4,035.00	4,035.00	4,025.00	-0.24
Trustees	G1010.11	0.00	2,366.82	685.76	2,750.00	2,750.00	2,800.00	1.81
Total		0.00	6,264.82	2,703.00	6,785.00	6,785.00	6,825.00	0.58

MC STORMWATER COALITION DUES

Mc Stormwater Coalition Dues	G1410.45	2,689.70	2,689.70	2,689.70	3,000.00	3,000.00	3,250.00	8.33
Total		2,689.70	2,689.70	2,689.70	3,000.00	3,000.00	3,250.00	8.33

LAW

Osborne Municipal	G1420.4	0.00	0.00	0.00	0.00	0.00	5,000.00****. **	
General Labor	G1420.41	0.00	0.00	0.00	0.00	0.00	0.00	0.00
Total		0.00	0.00	0.00	0.00	0.00	5,000.00****. **	

**VILLAGE OF PITTSFORD
SEWER FUND
TENTATIVE BUDGET
(03/06/2024)**

		Expend/ Revenues	Expend/ Revenues	Expend/ Revenues to	Adopted Budget	Modified Budget	Proposed Budget	Percent Change
		2021-2022	2022-2023	11/30/2023	2023-2024	2023-2024	2024-2025	%

ENGINEER

Contractual	G1440.4	0.00	0.00	240.00	5,000.00	5,000.00	4,000.00	-20.00
Total		0.00	0.00	240.00	5,000.00	5,000.00	4,000.00	-20.00

RECORDS

Contractual	G1460.4	0.00	0.00	0.00	0.00	0.00	990.00	*****.**
Software	G1460.41	0.00	0.00	0.00	0.00	0.00	550.00	*****.**
Total		0.00	0.00	0.00	0.00	0.00	1,540.00	*****.**

General Government Support Total		2,689.70	8,954.52	5,632.70	14,785.00	14,785.00	20,615.00	39.43
----------------------------------	--	----------	----------	----------	-----------	-----------	-----------	-------

TRANSPORTATION

STREET MAINTENANCE

Road Personnel	G5110.1	30,044.92	15,172.32	0.00	53,050.00	53,050.00	60,325.00	13.71
Administration	G5110.12	0.00	0.00	0.00	34,000.00	34,000.00	31,800.00	-6.47
Flush Truck	G5110.49	4,210.78	4,055.73	1,571.26	10,000.00	10,000.00	4,500.00	-55.00
Total		34,255.70	19,228.05	1,571.26	97,050.00	97,050.00	96,625.00	-0.43

**VILLAGE OF PITTSFORD
SEWER FUND
TENTATIVE BUDGET
(03/06/2024)**

		Expend/ Revenues	Expend/ Revenues	Expend/ Revenues to	Adopted Budget	Modified Budget	Proposed Budget	Percent Change
		2021-2022	2022-2023	11/30/2023	2023-2024	2023-2024	2024-2025	%

UTILITIES

Utilities	G5132.4	0.00	0.00	115.00	2,640.00	2,640.00	3,500.00	32.57
Diesel Fuel	G5132.41	0.00	0.00	0.00	2,200.00	2,200.00	1,500.00	-31.81
Gasoline	G5132.43	0.00	0.00	0.00	1,760.00	1,760.00	2,500.00	42.04
Highway Garage Maintenace	G5132.44	0.00	0.00	0.00	0.00	0.00	187,500.00	****. **
New Vehicles (cip)	G5132.45	0.00	0.00	0.00	0.00	0.00	48,400.00	****. **
Total		0.00	0.00	115.00	6,600.00	6,600.00	243,400.00	3587.87

Transportation Total		34,255.70	19,228.05	1,686.26	103,650.00	103,650.00	340,025.00	228.05
----------------------	--	-----------	-----------	----------	------------	------------	------------	--------

HOME AND COMMUNITY SERVICES

SEWER ADMINISTRATION

Personal Services	G8110.1	54,755.35	90,251.18	48,305.60	78,500.00	78,500.00	83,418.31	6.26
Equipment	G8110.4	1,451.88	1,257.51	0.00	0.00	0.00	2,200.00	****. **
Copies	G8110.41	0.00	0.00	0.00	0.00	0.00	1,650.00	****. **
Insurance	G8110.42	0.00	0.00	0.00	0.00	0.00	11,880.00	****. **
Software Support	G8110.43	0.00	0.00	0.00	0.00	0.00	6,500.00	****. **
Cpa Support	G8110.44	0.00	0.00	0.00	0.00	0.00	1,100.00	****. **
Payroll Services	G8110.45	0.00	0.00	0.00	0.00	0.00	1,430.00	****. **
Postage	G8110.46	0.00	0.00	244.09	1,000.00	1,000.00	1,000.00	0.00

**VILLAGE OF PITTSFORD
SEWER FUND
TENTATIVE BUDGET
(03/06/2024)**

		Expend/ Revenues	Expend/ Revenues	Expend/ Revenues to	Adopted Budget	Modified Budget	Proposed Percent Budget Change	
		2021-2022	2022-2023	11/30/2023	2023-2024	2023-2024	2024-2025	%

Website	G8110.47	0.00	0.00	0.00	0.00	0.00	1,100.00****.**	
Total		56,207.23	91,508.69	48,549.69	79,500.00	79,500.00	110,278.31	38.71

SANITARY SEWERS

Personal Services	G8120.1	6,131.77	7,475.63	2,608.04	8,700.00	8,700.00	0.00-100.00	
Contractual	G8120.4	7,439.02	5,437.20	3,771.52	20,000.00	20,000.00	12,000.00	-40.00
Cipp Swr Lining	G8120.41	0.00	0.00	0.00	20,000.00	20,000.00	40,000.00	100.00
Wc Utilities	G8120.42	466.33	833.72	1,230.08	2,500.00	2,500.00	2,500.00	0.00
Total		14,037.12	13,746.55	7,609.64	51,200.00	51,200.00	54,500.00	6.44

Home And Community Services Total		70,244.35	105,255.24	56,159.33	130,700.00	130,700.00	164,778.31	26.07
-----------------------------------	--	------------------	-------------------	------------------	-------------------	-------------------	-------------------	--------------

EMPLOYEE BENEFITS

EMPLOYEE BENEFITS

State Retirement	G9010.8	13,531.00	15,709.14	16,394.18	17,160.00	17,160.00	21,000.00	22.37
Social Security	G9030.8	6,926.78	4,955.98	4,240.22	15,000.00	13,900.00	14,500.00	-3.33
Nys Labor Sui	G9030.81	0.00	0.00	0.00	0.00	0.00	880.00****.**	
Disablity Insurance	G9030.82	0.00	0.00	0.00	0.00	0.00	220.00****.**	
Worker's Compensation	G9040.8	4,972.54	8,377.12	11,052.01	10,000.00	11,100.00	10,000.00	0.00

**VILLAGE OF PITTSFORD
SEWER FUND
TENTATIVE BUDGET
(03/06/2024)**

		Expend/ Revenues 2021-2022	Expend/ Revenues 2022-2023	Expend/ Revenues to 11/30/2023	Adopted Budget 2023-2024	Modified Budget 2023-2024	Proposed Budget 2024-2025	Percent Change %
Health/dental Insurance	G9060.8	27,898.83	34,358.45	17,321.59	33,251.29	33,251.29	44,500.00	33.82
Total		53,329.15	63,400.69	49,008.00	75,411.29	75,411.29	91,100.00	20.80
Employee Benefits Total		53,329.15	63,400.69	49,008.00	75,411.29	75,411.29	91,100.00	20.80
TOTAL APPROPRIATIONS		160,518.90	196,838.50	112,486.29	324,546.29	324,546.29	616,518.31	89.96
REVENUES								
INTERFUND TRANSFERS								
DEPARTMENTAL INCOME								
Village	G2120	127,093.39	232,242.03	-189.00	262,715.70	262,715.70	262,715.70	0.00
Wood Creek	G2120WC	20,041.68	53,974.72	0.00	58,591.50	58,591.50	58,591.50	0.00
Sewer Rent Penalties	G2128	3,789.73	478.22	2,934.30	1,739.09	1,739.09	2,000.00	15.00
Total		150,924.80	286,694.97	2,745.30	323,046.29	323,046.29	323,307.20	0.08
USE OF MONEY AND PROPERTY								
Interest On Sewer Cd	G2401	0.00	16.69	0.00	0.00	0.00	0.00	0.00
Interest On Reserve Cd	G2401R	683.41	13,251.71	18,628.37	1,500.00	1,500.00	10,000.00	566.66
Total		683.41	13,268.40	18,628.37	1,500.00	1,500.00	10,000.00	566.66

**VILLAGE OF PITTSFORD
SEWER FUND
TENTATIVE BUDGET
(03/06/2024)**

	Expend/ Revenues	Expend/ Revenues	Expend/ Revenues to	Adopted Budget	Modified Budget	Proposed Budget	Percent Change
	2021-2022	2022-2023	11/30/2023	2023-2024	2023-2024	2024-2025	%

SALE OF PROPERTY & COMPENSATION FOR

Sale Of Equipment	G2665	0.00	0.00	0.00	0.00	0.00	28,050.00****.**
Total		0.00	0.00	0.00	0.00	0.00	28,050.00****.**

INTERFUND TRANSFERS

Transfers From Other Funds	G5031	0.00	0.00	0.00	0.00	0.00	175,000.00****.**
Garage	G5132	0.00	0.00	0.00	0.00	0.00	0.00 0.00
Total		0.00	0.00	0.00	0.00	0.00	175,000.00****.**

TOTAL REVENUES	151,608.21	299,963.37	21,373.67	324,546.29	324,546.29	536,357.20	65.26
----------------	------------	------------	-----------	------------	------------	------------	-------

Appropriated Reserves	0.00	0.00	0.00	0.00	0.00	0.00	0.00 0.00
-----------------------	------	------	------	------	------	------	-----------

APPROPRIATED FUND BALANCE	8,910.69	-103,124.87	91,112.62	0.00	0.00	80,161.11****.**	
---------------------------	----------	-------------	-----------	------	------	------------------	--

TOTAL REVENUES & OTHER SOURCES	160,518.90	196,838.50	112,486.29	324,546.29	324,546.29	616,518.31	89.96
--------------------------------	------------	------------	------------	------------	------------	------------	-------