

VILLAGE OF PITTSFORD

SETTLED 1789 • INCORPORATED 1827



Village of Pittsford Board of Trustees Budget Meeting March 19, 2025, 4 PM

Tentative Agenda

Board Member - Conflict of Interest Disclosure & Open Meeting Compliance Certification

Meeting Items

1. Review Tentative of Multi-Year Plan
2. Review & Setting of Public Hearing for Tentative General,
Sewer and Refuse District Budget

Next Scheduled Regular Meeting is March 25, 2025, and is Subject to Change Without Notice

Village of Pittsford

Multiyear Financial

&

Capital Improvement Plan

KEY:

Climate Smart

Expenses Split w/ Sewer

Sewer Fund

ARPA

CHIPS-ETC.

Grants

Matching Grants

General Fund

KEY: Climate Smart Expenses Split w/ Sewer Sewer Fund ARPA CHIPS-ETC. Grants Matching Grants General Fund

VOP Master Infrastructure - 6 Year Capital Improvement Plan

2025 2026	Project Name: (Priority Number)	Project Description & Details:	Cost Estimates At current market rates:	Funding Source 1:	Funding Amount 1:	Funding Source 2:	Funding Amount 2:	Sewer Funds:	General Fund Amount Needed:
		(1) Roadwork <small>(See schedule for prioritization)</small>	Sutherland (Mill&Pave, Curbing, ADA Compliance)	\$ 1,000,000.00	New Bond / Existing Bond	\$950,000	Chips \$100,000	Existing Bond \$50,000	
	(2) Vehicle&Equip Replacement	Truck 2 (payment deferred 26-27)	\$ 290,000.00	BAN	\$ 226,200.00			\$ 63,800.00	\$ -
	(3) Vehicle&Equip Replacement	Owens Tilt Trailer	\$ 14,000.00	Going To Reserve	\$ 10,920.00			\$ 3,080.00	\$ -
	(3) Vehicle&Equip Replacement	Truck 14	\$ 100,000.00	Going To Reserve	\$ 48,000.00	Coming From Reserve	\$ 30,000.00	\$ 22,000.00	\$ -
	(6) Vehicle&Equip Replacement	Kubota	\$ 26,000.00	Going To Reserve	\$ 18,720.00			\$ 5,720.00	\$ 1,560.00
	Vehicle&Equip	Bobcat Skid Steer (2019)	\$ 65,000.00	Going To Reserve	\$ 50,700.00			\$ 14,300.00	\$ -
	(7) Vehicle&Equip Replacement	Flush Truck	\$ 300,000.00	Going To Reserve	\$ 300,000.00				\$ -
	(9) Comprehensive Utility Mapping	Updating existing mapping of buried village utilities.	\$ 20,000.00					\$ 10,000.00	\$ 10,000.00
	(10) DPW grounds Pavement/Asphalt	All asphalt from wye in the road heading south to property lines.	\$ 10,000.00						\$ 10,000.00
	(8) DPW Split Fence	DPW Split Fence	\$ 10,000.00	Coming from Reserve	\$ 10,000.00				
	(12) DPW Shop Offices	Convert the existing loft area into two offices.	\$ 20,000.00	Coming from Reserve	\$ 20,000.00				
									\$ -
									\$ -
	DPW Capital Improvement Plan Totals > :		\$ 1,855,000.00	N/A	\$1,634,540	N/A	\$ 30,000.00	\$ 118,900.00	\$ 21,560.00

	KEY:	Climate Smart	Expenses Split w/ Sewer	Sewer Fund	ARPA	CHIPS-ETC.	Grants	Matching Grants	General Fund			
	Project Name: (Priority Number)	Project Description & Details:				Cost Estimates At current market rates:	Funding Source 1:	Funding Amount 1:	Funding Source 2:	Funding Amount 2:	Sewer Funds:	General Fund Amount Needed:
2025 2026	(3) Front side stair refurbishment	Repair concrete as needed and coat sidewalls with water coating, paint existing railings				\$ 10,000.00						\$ 10,000.00
	Meeting Room Update	Meeting Room upgrades				\$ 25,000.00	Grant	\$ 25,000.00				\$ -
												\$ -
												\$ -
												\$ -
												\$ -
												\$ -
												\$ -
												\$ -
												\$ -
												\$ -
												\$ -
		Village Hall Capital Improvement Plan Totals >:				\$ 35,000.00	N/A	\$ 25,000.00	N/A	\$ -	\$ -	\$ 10,000.00
	Totals:	2025-2026 Budget Year Capital Improvement Totals:				\$ 1,890,000.00	N/A	\$ 1,659,540.00	N/A	\$ 30,000.00	\$ 118,900.00	\$ 31,560.00

KEY: Climate Smart Expenses Split w/ Sewer Sewer Fund ARPA CHIPS-ETC. Grants Matching Grants General Fund

VOP Master Infrastructure - 6 Year Capital Improvement Plan

Project Name: (Priority Number)	Project Description & Details:	Cost Estimates At current market rates:	Funding Source 1:	Funding Amount 1:	Funding Source 2:	Funding Amount 2:	Sewer Funds:	General Fund Amount Needed:
(1) Roadwork <small>(See schedule for prioritization)</small>	Schoen Place (Oil & Stone)	\$ 30,000.00						\$ 30,000.00
(2) Vehicle&Equip Replacement	Toolcat	\$ 72,000.00					\$ 15,840.00	\$ 56,160.00
(4) Vehicle&Equip Replacement	Truck 12	\$ 100,000.00					\$ 22,000.00	\$ 78,000.00
Vehicle&Equip Replacement	1-Ton Wacker Roller	\$ 15,000.00						\$ 15,000.00
(6) Streetlight Wiring <small>(S. Main & State St.)</small>	Replace existing wiring under sidewalks and road where applicable.	\$ 30,000.00						\$ 30,000.00
(8) Streetlight Wiring (Monroe)	Replace existing wiring under sidewalks and road where applicable.	\$ 20,000.00						\$ 20,000.00
(7) Comprehensive Utility Mapping	Updating existing mapping of buried village utilities.	\$ 20,000.00					\$ 10,000.00	\$ 10,000.00
								\$ -
								\$ -
								\$ -
								\$ -
								\$ -
								\$ -
								\$ -
								\$ -
								\$ -
								\$ -
								\$ -
DPW Capital Improvement Plan Totals > :		\$ 287,000.00	N/A	\$ -	N/A	\$ -	\$ 47,840.00	\$ 239,160.00

2026
2027

KEY: Climate Smart Expenses Split w/ Sewer Sewer Fund ARPA CHIPS-ETC. Grants Matching Grants General Fund

VOP Master Infrastructure - 5 Year Capital Improvement Plan

2027
2028

Project Name: (Priority Number)	Project Description & Details:	Cost Estimates At current market rates:	Funding Source 1:	Funding Amount 1:	Funding Source 2:	Funding Amount 2:	Sewer Funds:	General Fund Amount Needed:
(1) Roadwork <small>(See schedule for prioritization)</small>	Rand St, Church St, Locust St, Maple St (Cores needed, Possible full reconstruction, Drainage, Curbing)	\$1,030,000	Bond	\$ 930,000.00	Chips	\$ 100,000.00		\$ -
(2) Vehicle&Equip Replacement	Case 321F Loader - Anticipated Lease Payment, New \$110,000)	\$ 17,760.00			Debt	\$ 13,852.80	\$ 3,907.20	\$ 0.00
(4) Vehicle&Equip Replacement	RAVO Street Sweeper	\$ 250,000.00	Coming from Reserve	\$ 50,000.00				\$ 200,000.00
(1) Comprehensive Utility Mapping	Updating existing mapping of buried village utilities.	\$ 20,000.00					\$ 10,000.00	\$ 10,000.00
								\$ -
								\$ -
								\$ -
								\$ -
								\$ -
DPW Capital Improvement Plan Totals > :		\$ 1,317,760.00	N/A	\$ 980,000.00	N/A	\$ 113,852.80	\$ 13,907.20	\$ 210,000.00

KEY: Climate Smart Expenses Split w/ Sewer Sewer Fund ARPA CHIPS-ETC. Grants Matching Grants General Fund

2027 2028	Project Name: (Priority Number)	Project Description & Details:	Cost Estimates At current market rates:	Funding Source 1:	Funding Amount 1:	Funding Source 2:	Funding Amount 2:	Sewer Funds:	General Fund Amount Needed:
	Village Hall Painting	Exterior Paint of Village Hall - Scrape and Repainting	\$ 30,000.00					\$ 6,600.00	\$ 23,400.00
									\$ -
									\$ -
									\$ -
									\$ -
									\$ -
									\$ -
									\$ -
Village Hall Capital Improvement Plan Totals >:			\$ 30,000.00	N/A	\$ -	N/A	\$ -	\$ 6,600.00	\$ 23,400.00
Totals:	2027-2028 Budget Year Capital Improvement Totals:		\$ 1,347,760.00	N/A	\$ 980,000.00	N/A	\$ 113,852.80	\$ 20,507.20	\$ 233,400.00

2028 2029	Project Name: (Priority Number)	Project Description & Details:	Cost Estimates At current market rates:	Funding Source 1:	Funding Amount 1:	Funding Source 2:	Funding Amount 2:	Sewer Funds:	General Fund Amount Needed:
	Parking Lot Evaluation	Parking Lot Repaving including driveway	\$ 25,000.00					\$ 5,500.00	\$ 19,500.00
	(2) Back emergency exit stair refurbishment	Remove existing roof structure, prepare and coat side walls with waterproof coating, add cap stones to top of wall, working around existing railings. Paint existing railings in place and construct new roof structure.	\$ 23,882.00						\$ 23,882.00
	(3) Apron Replacement	Replaced damaged front driveway apron- concrete	\$ 15,000.00					\$ 3,300.00	\$ 11,700.00
									\$ -
									\$ -
									\$ -
									\$ -
									\$ -
									\$ -
Village Hall Capital Improvement Plan Totals >:			\$ 63,882.00	N/A	\$ -	N/A	\$ -	\$ 8,800.00	\$ 55,082.00
Totals:	2028-2029 Budget Year Capital Improvement Totals:		\$ 177,882.00	N/A	\$ 50,700.00	N/A	\$ -	\$ 23,100.00	\$ 104,082.00

2029 2030	Project Name: (Priority Number)	Project Description & Details:	Cost Estimates At current market rates:	Funding Source 1:	Funding Amount 1:	Funding Source 2:	Funding Amount 2:	Sewer Funds:	General Fund Amount Needed:
	Woodwork refinishing foyer	Refinish woodwork in front foyer	\$ 20,000.00						\$ 20,000.00
									\$ -
									\$ -
									\$ -
									\$ -
									\$ -
									\$ -
									\$ -
									\$ -
									\$ -
									\$ -
Village Hall Capital Improvement Plan Totals >:			\$ 20,000.00	N/A	\$ -	N/A	\$ -	\$ -	\$ 20,000.00
Totals:	2029-2030 Budget Year Capital Improvement Totals:		\$ 65,000.00	N/A	\$ -	N/A	\$ -	\$ -	\$ 65,000.00

KEY:

Climate Smart

Expenses Split w/ Sewer

Sewer Fund

ARPA

CHIPS-ETC.

Grants

Matching Grants

General Fund

VOP Master Infrastructure - 5 Year Capital Improvement Plan

2030 2031	Project Name: (Priority Number)	Project Description & Details:	Cost Estimates At current market rates:	Funding Source 1:	Funding Amount 1:	Funding Source 2:	Funding Amount 2:	Sewer Funds:	General Fund Amount Needed:
		Vehicle&Equip Replacement (See schedule for prioritization)	Case Loader (Age: 3 Y/O)	\$ 55,000.00					\$ 12,100.00
									\$ -
									\$ -
									\$ -
									\$ -
									\$ -
									\$ -
									\$ -
									\$ -
									\$ -
									\$ -
									\$ -
									\$ -
									\$ -
									\$ -
DPW Capital Improvement Plan Totals > :			\$ 55,000.00	N/A	\$ -	N/A	\$ -	\$ 12,100.00	\$ 42,900.00

KEY:

Climate Smart

Expenses Split w/ Sewer

Sewer Fund

ARPA

CHIPS-ETC.

Grants

Matching Grants

General Fund

2029 2030	Project Name: (Priority Number)	Project Description & Details:	Cost Estimates At current market rates:	Funding Source 1:	Funding Amount 1:	Funding Source 2:	Funding Amount 2:	Sewer Funds:	General Fund Amount Needed:
	Woodwork refinishing foyer	Refinish woodwork in front foyer	\$ 20,000.00						\$ 20,000.00
									\$ -
									\$ -
									\$ -
									\$ -
									\$ -
									\$ -
									\$ -
									\$ -
									\$ -
Village Hall Capital Improvement Plan Totals >:			\$ 20,000.00	N/A	\$ -	N/A	\$ -	\$ -	\$ 20,000.00
Totals:	2029-2030 Budget Year Capital Improvement Totals:		\$ 75,000.00	N/A	\$ -	N/A	\$ -	\$ 12,100.00	\$ 62,900.00

Grant Projects

Project Name: (Priority Number)	Project Description & Details:	Cost Estimates At current market rates:	Funding Source 1:	Funding Amount 1:	Funding Source 2:	Funding Amount 2:	Funding Source 3:	Funding Amount 2:	Sewer Funds:	General Fund Amount Needed:
Schoen Place	Canal Grant - Bank refurbishment - Matching Grant	\$ 600,000.00	Canalways	\$ 300,000.00						\$ 300,000.00
Archive Software	Digital Records Grant	\$ 25,000.00	NYS Archives	\$ 25,000.00						
Meeting Room Upgrades	Meeting sound and video upgrades	\$ 25,000.00	Dormitory Grant	\$ 25,000.00						
										\$ -
Grant Projects		\$ 650,000.00	N/A	\$ 350,000.00	N/A	\$ -	N/A	\$ -	\$ -	\$ 300,000.00

Aspirational Projects										
Project Name: (Priority Number)	Project Description & Details:	Cost Estimates At current market rates:	Funding Source 1:	Funding Amount 1:	Funding Source 2:	Funding Amount 2:	Funding Source 3:	Funding Amount 2:	Sewer Funds:	General Fund Amount Needed:
Vehicle&Equip	Additional Vehicle	\$ 55,000.00							\$ 12,100.00	\$ 42,900.00
Vehicle&Equip	GEM Electrical Vehicle - Building Inspector & Parking Monitor	\$ 55,000.00								\$ 55,000.00
										\$ -
Aspirational		\$ 110,000.00	N/A	\$ -	N/A	\$ -	N/A	\$ -	\$ 12,100.00	\$ 97,900.00

KEY:

Climate Smart

Expenses Split w/ Sewer

Sewer Fund

ARPA

CHIPS-ETC.

Grants

Matching Grants

General Fund

KEY:										
Climate Smart	Expenses Split w/ Sewer	Sewer Fund	ARPA	CHIPS-ETC.	Grants	Matching Grants	General Fund			
Capital Projects										
Project Name: (Priority Number)	Project Description & Details:	Cost Estimates At current market rates:	Funding Source 1:	Funding Amount 1:	Funding Source 2:	Funding Amount 2:	Funding Source 3:	Funding Amount 2:	Sewer Funds:	General Fund Amount Needed:
(1) Shop Bathroom/Generator	Toilets, laundry facility, lockers, and showers.	\$ 250,000.00	ARPA	\$ 50,000.00					\$ 187,500.00	\$ 12,500.00
(1)Roadwork (See schedule for prioritization)	South & Wood - Mill & Pave	\$ 850,000.00	Bond	\$ 750,000.00	Grant	\$ 100,000.00	Fund Balance	\$ 100,000.00		\$ -
										\$ -
Capital Projects		\$ 1,100,000.00	N/A	\$ 800,000.00	N/A	\$ 100,000.00	N/A	\$ 100,000.00	\$ 187,500.00	\$ 12,500.00

Road Maintenance Schedule - Multi Year Plan

Updated 02/14/2025

	Street Name	Scheduled Maintenance Type	Cost Estimates Based at current market rates	Condition Rating (2023 assessment)	Notes:
2024- 2025	South St & Wood St.	Mill & Pave	\$ 750,000.00	62.10/69.00	
	Grove St.	Stone & Oil	\$ 4,800.00	86.39	
	E. Jefferson Circle	Stone & Oil	\$ 2,500.00	94	
2024-2025 Estimated Total:			\$ 757,300.00		
2025- 2026	Sutherland St.	Mill & Pave, curbing, ADA compliance improvments.	\$ 1,000,000.00	51.3	
	Elmbrook Dr.	Oil & Stone	\$ 4,000.00	69.62	
	Eastview Terrace	Oil & Stone	\$ 4,200.00	72.71	
2025-2026 Estimated Total:			\$ 1,008,200.00		
2026- 2027	Schoen Place	Mild reconstruction, drainage improvements, ADA compliance	\$ 600,000.00	42	
	Rand Place (All)	Cores needed. Mill and Pave. Include drainage inspections.	\$ 350,000.00	72.43	
	Greenhill Lane	Oil & Stone		84	Packaged as entire neighborhood.
	Courtenay Circle	Oil & Stone	\$ 13,000.00	87.46	
	Heatherhurst Dr.	Oil & Stone		87.73	
2026-2027 Estimated Total:			\$ 963,000.00		
2027- 2028	Church St.	Cores needed. Possible full reconstruction including drainage and curbing.	\$ 250,000.00	67	
	Locust St.	Cores needed. Possible full reconstruction including drainage and curbing.	\$ 350,000.00	68.45	
	Maple St.	Cores needed. Possible full reconstruction including drainage and curbing.	\$ 80,000.00	83	

2027-2028 Estimated Total:				\$ 680,000.00		
2028-2029	Street Name	Scheduled Maintenance Type	Cost Estimates Based at current market rates	Condition Rating (2023 assessment)	Notes:	
	Elm St.	Mill & Pave, Drainage, Curbing, ADA Compliance	\$ 150,000.00	76		
	Washington Ave.	Mill & Pave, Drainage, Curbing, ADA Compliance	\$ 250,000.00	83.15		
	Lincoln Ave.	Mill & Pave, Drainage, Curbing, ADA Compliance	\$ 350,000.00	91.61		
	Jackson Park	Surface treatment due - re-evalutae due to drainage issues & including Austin Pk. & Jackson Pk.	\$ 13,000.00	73	Packaged as neighborhood. Pricing based on surface treatment.	
	Austin Park	Surface treatment due - re-evalutae due to drainage issues & including Boughton & Jackson Pk.		84		
	Boughton Ave.	Surface treatment due - re-evalutae due to drainage issues & including Boughton & Austin Pk.		85.35		
2028-2029 Estimated Total:				\$ 763,000.00		
2029-2030	Street Name	Scheduled Maintenance Type	Cost Estimates Based at current market rates	Condition Rating (2023 assessment)	Notes:	
	Village Grove	Oil & Stone	\$ 3,500.00	92		
	Line St.	Oil & Stone	\$ 2,800.00	100		
2029-2030 Estimated Total:				\$ 6,300.00		
2030-2031	Street Name	Scheduled Maintenance Type	Cost Estimates Based at current market rates	Condition Rating	Notes:	
2031-2032						

2032- 2033					
2033- 2034					
2034- 2035					

Vehicle and Equipment Replacement Schedule Multi-Year Plan
Updated 02/14/2025

	Vehicle suggested by DPW for replacement:	Approximate Current Value of Vehicle up for Replacement :	Estimated Cost of Replacement (New with similar specs):	Budgeted Cost of Replacement Column C (-) Column B:	Current Condition of Vehicle (Poor, Fair, Good, New)
2024-2025	(2) Truck 1 (Age: 20 Y/O)	\$ 12,000.00	\$ 260,000.00	\$ 248,000.00	Fair
	(1) Truck 2 (Age: 16 Y/O)	\$ 30,000.00	\$ 290,000.00	\$ 260,000.00	Poor
	(3) Truck 3 (Age: 9 Y/O)	\$ 37,500.00	\$ 70,000.00	\$ 32,500.00	Good
	(1) Case Loader (Age: 7 Y/O)	\$ 45,000.00	\$ 110,000.00	\$ 65,000.00	Good
	Totals:	\$ 132,500.00	\$ 730,000.00	\$ 605,500.00	N/A

approved as requested

-
-
-
-

	Vehicle suggested by DPW for replacement:	Approximate Current Value of Vehicle up for Replacement :	Estimated Cost of Replacement (New with similar specs):	Budgeted Cost of Replacement Column C (-) Column B:	Current Condition of Vehicle (Poor, Fair, Good, New)
2025-2026	Bobcat Skid Steer (2019)	\$ 33,000.00	\$ 65,000.00	\$ 32,000.00	Good
	Truck 14 (2015)	\$ 30,000.00	\$ 100,000.00	\$ 70,000.00	Fair
	Kubota (2021)	\$ 14,000.00	\$ 26,000.00	\$ 12,000.00	Good
	Owens Tilt Trailer (Age: 43 Y/O)	\$ 250.00	\$ 14,000.00	\$ 13,750.00	Poor
	Additional Pickup (Age: N/A)	\$ 47,000.00	\$ 55,000.00	\$ 8,000.00	New
	G-Fund - Flush Truck (2000)	\$ 20,000.00	\$ 300,000.00	\$ 280,000.00	Fair
	ODB Leaf Machine (2008)	\$ 12,000.00	\$ 60,000.00	\$ 48,000.00	Fair
Totals:	\$ 156,250.00	\$ 620,000.00	\$ 463,750.00	N/A	

moved from 24/25

	Vehicle suggested by DPW for replacement:	Approximate Current Value of Vehicle up for Replacement :	Estimated Cost of Replacement (New with similar specs):	Budgeted Cost of Replacement Column C (-) Column B:	Current Condition of Vehicle (Poor, Fair, Good, New)
2026-2027	Toolcat (2023)	\$ 47,500.00	\$ 72,000.00	\$ 24,500.00	Good
	6'x8' Trailer (Age: 11 Y/O)	\$ 250.00	\$ 5,000.00	\$ 4,750.00	Fair
	1-Ton Wacker Roller (2016?)	\$ 6,000.00	\$ 15,000.00	\$ 9,000.00	Fair
	Zero-Turn Mower (2019?)	\$ 2,000.00	\$ 5,500.00	\$ 3,500.00	Good
	Truck 12 (2019)	\$ 42,500.00	\$ 100,000.00	\$ 57,500.00	Good
Totals:	\$ 98,250.00	\$ 197,500.00	\$ 99,250.00	N/A	

Vehicle and Equipment Replacement Schedule Multi-Year Plan
Updated 02/15/2024

2027-2028	Vehicle suggested by DPW for replacement:	Approximate Current Value of Vehicle up for Replacement :	Estimated Cost of Replacement (New with similar specs):	Budgeted Cost of Replacement Column C (-) Column B:	Current Condition of Vehicle (Poor, Fair, Good, New)
		RAVO Street Sweeper	\$75,000.00	\$ 250,000.00	\$ 175,000.00
	Case Loader (Age: 3 Y/O)	\$ 55,000.00	\$ 110,000.00	\$ 55,000.00	Good
				\$ -	
				\$ -	
				\$ -	
	Totals:	\$ 130,000.00	\$ 360,000.00	\$ 230,000.00	N/A

Recoup year?

2028-2029	Vehicle suggested by DPW for replacement:	Approximate Current Value of Vehicle up for Replacement :	Estimated Cost of Replacement (New with similar specs):	Budgeted Cost of Replacement Column C (-) Column B:	Current Condition of Vehicle (Poor, Fair, Good, New)
		Kubota RTVx1100C (Age: 3 Y/O)	\$ 20,000.00	\$ 24,000.00	\$ 4,000.00
	Bobcat Skid Steer T450 (Age: 3 Y/O)	\$ 48,000.00	\$ 65,000.00	\$ 17,000.00	Good
				\$ -	
				\$ -	
				\$ -	
	Totals:	\$ 68,000.00	\$ 89,000.00	\$ 21,000.00	N/A

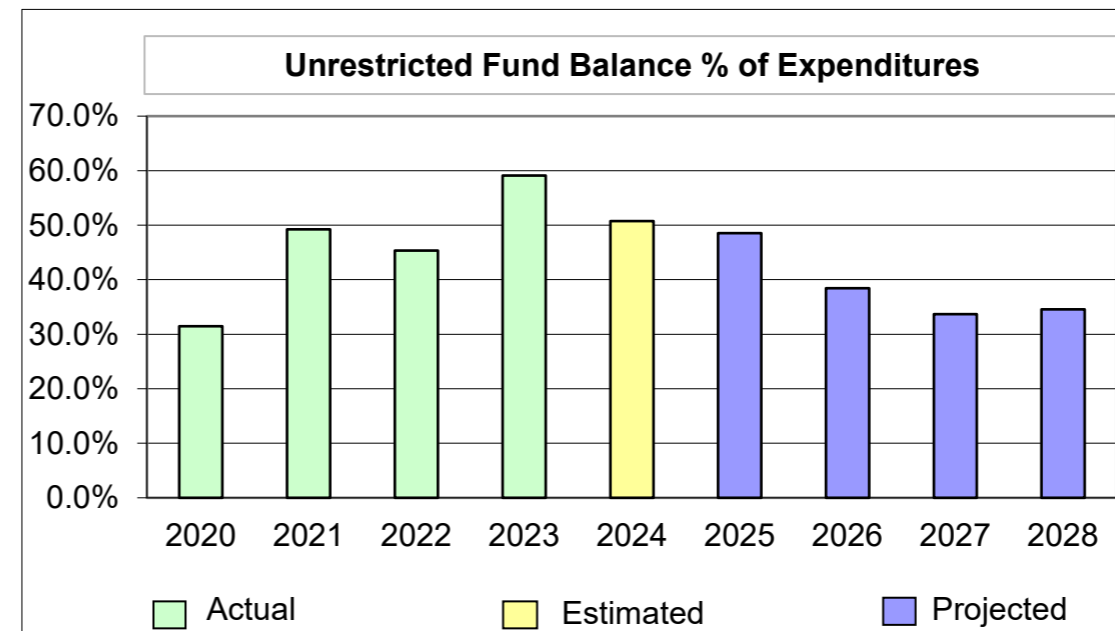
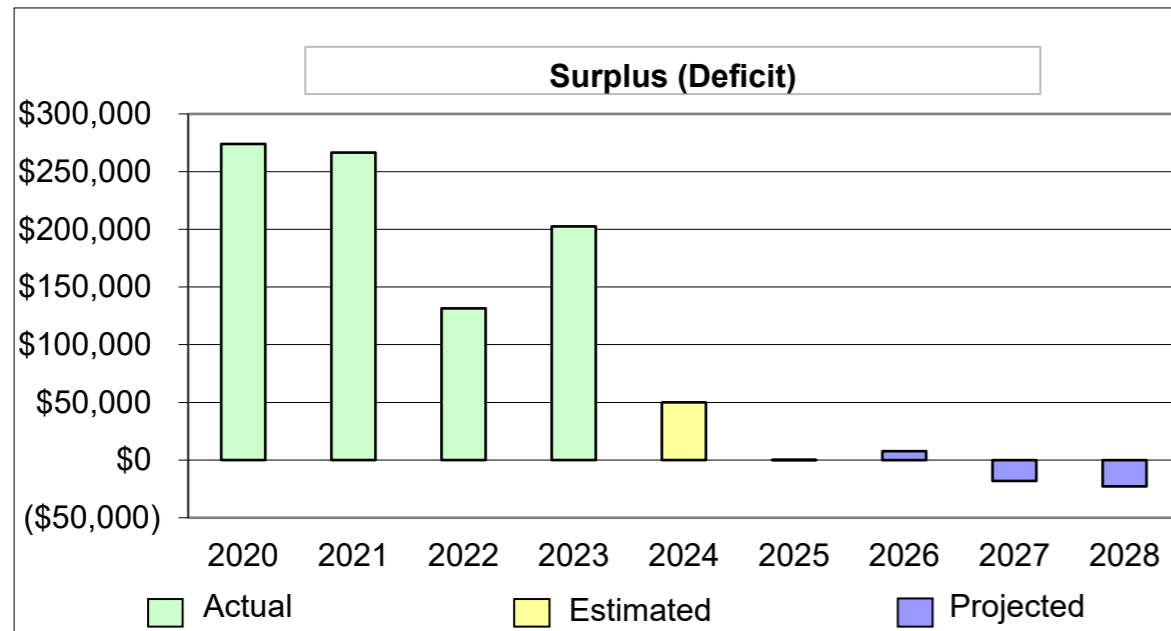
2029-2030	Vehicle suggested by DPW for replacement:	Approximate Current Value of Vehicle up for Replacement :	Estimated Cost of Replacement (New with similar specs):	Budgeted Cost of Replacement Column C (-) Column B:	Current Condition of Vehicle (Poor, Fair, Good, New)
		EZ Enclosed Trailer	\$ 9,000.00	\$ 10,000.00	\$ 1,000.00
	Truck 3	\$ 37,500.00	\$ 70,000.00	\$ 32,500.00	Fair
	Toolcat (2025)	\$ 47,500.00	\$ 72,000.00	\$ 24,500.00	Good
				\$ -	
				\$ -	
				\$ -	
	Totals:	\$ 94,000.00	\$ 152,000.00	\$ 58,000.00	N/A

Vehicle and Equipment Replacement Schedule Multi-Year Plan

2030-2031	Case Loader (Age: 3 Y/O)	\$ 55,000.00	\$ 110,000.00	\$ 55,000.00	Good
	Totals:				
2031-2032	1-Ton Wacker Roller (2016?)	\$ 6,000.00	\$ 15,000.00	\$ 9,000.00	Fair
	Zero-Turn Mower (2019?)	\$ 2,000.00	\$ 5,500.00	\$ 3,500.00	Good
	Totals:				
2032-2033					
	Totals:				

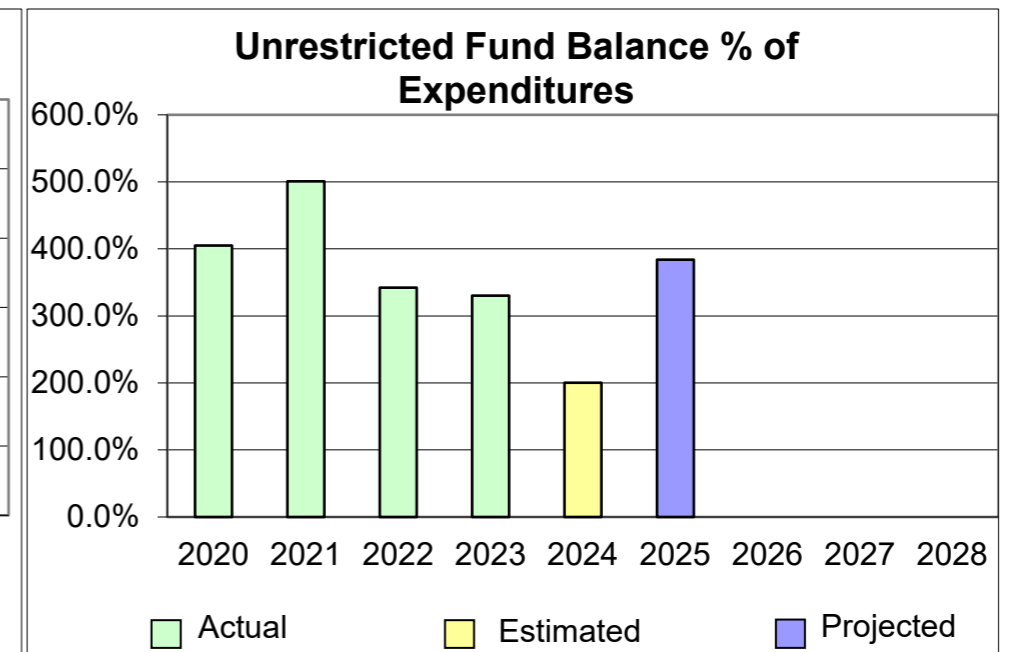
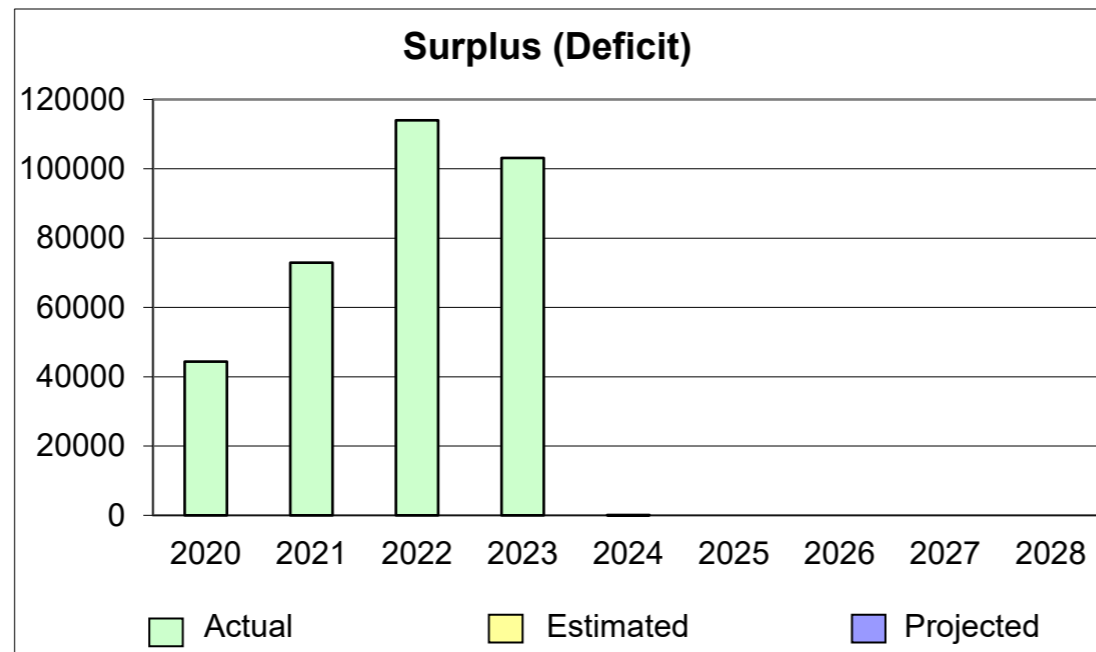
Village of Pittsford
Four Year Financial Plan, Fiscal Years 2025-2026-2028-2029
General Fund

	Actual				Estimated	Projected				Avg Ann Increase 2020-2021-	Assumptions				Description	
	2020-2021	2021-2022	2022-2023	2023-2024	2024-2025	2025-2026	2026-2027	2027-2028	2028-2029		2025-2026	2026-2027	2027-2028	2028-2029		
Revenues																
Real Property Taxes	879,478	883,908	895,848	964,096	1,041,741	\$1,091,698	\$1,151,741	\$1,209,328	\$1,269,795	4%	5.5%	5.0%	5.0%			
Sales and Use Tax	595,181	721,768	762,081	742,746	745,000	\$742,500	\$764,775	\$787,718	\$811,350	6%	3%	3%	3%			
State Aid	145,088	57,580	110,774	34,880	49,319	\$39,319	\$40,499	\$41,714	\$42,548	-24%	3%	3%	2%			
Federal Aid	0	0	17,527	58,818	0	\$0	\$0	\$0	\$0	N/A	0%	0%	0%			
Interfund Transfers	54,425	0	0	6,176	100,000	\$60,000	\$75,000	\$195,000	\$0	16%	0%	0%	0%			
Other Revenue	46,165	68,174	89,018	111,933	112,601	\$156,601	\$150,000	\$175,000	\$155,000	25%						
Total Revenues and Other Sources	\$1,720,337	\$1,731,430	\$1,875,248	\$1,918,649	\$2,048,661	\$2,090,118	\$2,182,015	\$2,408,760	\$2,278,692	4%	2%	4%	10%	-5%		
Expenditures																
Personal Services	466,446	541,719	577,568	568,872	629,539	650,106	669,609	689,697	710,388	8%	3.0%	3.0%	3.0%			
Equipment and Capital Outlay	54,993	7,907	78,014	101,270	30,000	30,000	149,160	250,000	74,700	-14%						
Contractual	647,683	620,039	784,417	686,800	831,470	875,455	884,209	901,894	901,894	6%	1.0%	2.0%	0.0%			
Debt Service (Principal and Interest)	90,049	89,174	88,299	87,424	87,472	36,034	131,000	217,660	217,660	-1%						
Employee Benefits	187,201	206,079	215,489	271,771	290,180	312,183	340,279	367,501	396,901	12%	9%	8%	8%			
Interfund Transfers	0	0	0	0	130,000	186,340				N/A	0.0%	0.0%	0.0%			
Total Expenditures and Other Uses	\$1,446,372	\$1,464,918	\$1,743,787	\$1,716,137	\$1,998,661	\$2,090,118	\$2,174,258	\$2,426,752	\$2,301,543	4%	5%	4%	12%	-5%		
Surplus (Deficit)	\$273,965	\$266,512	\$131,462	\$202,512	\$50,000	\$0	\$7,757	(\$17,992)	(\$22,851)							
Budgetary Reserves																
Fund Equity, Beg. of Year	345,023	618,988	885,337	1,016,798	1,219,310	1,219,310	1,219,310	1,227,068	1,209,076							
Fund Equity, End of Year	618,988	885,337	1,016,798	1,219,310	1,219,310	1,219,310	1,227,068	1,209,076	1,186,225							
Nonspendable and Restricted Fund Balance	163,869	164,054	226,096	204,982	204,982	204,982	391,322	391,322	391,322							
Unrestricted Fund Balance	\$455,119	\$721,283	\$790,702	\$1,014,328	\$1,014,328	\$1,014,328	\$835,746	\$817,754	\$794,903							
Unrestricted Fund Balance % of Expenditures	31.5%	49.2%	45.3%	59.1%	50.8%	48.5%	38.4%	33.7%	34.5%							



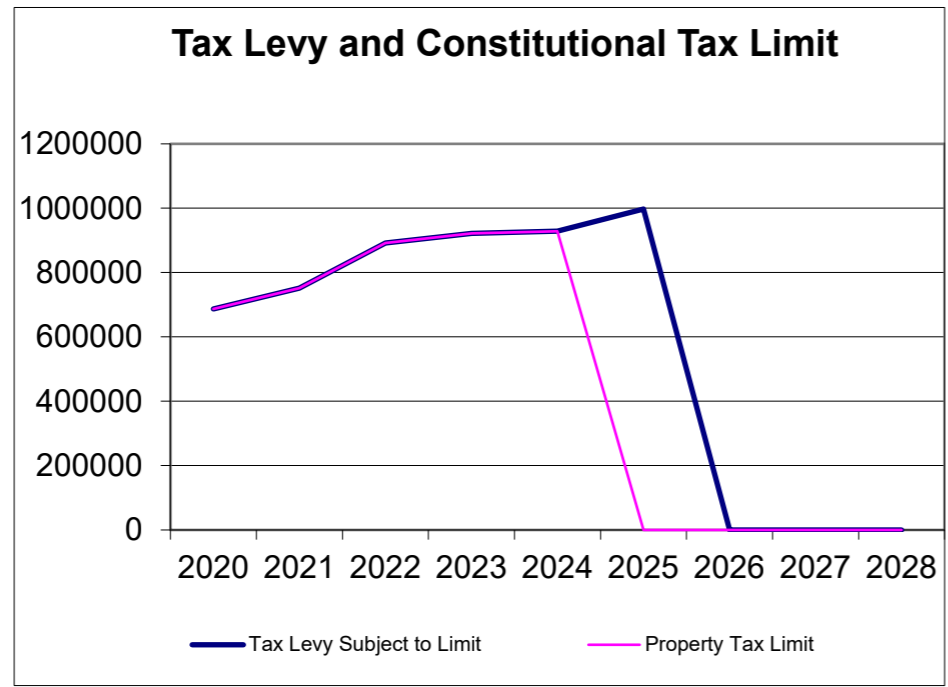
Village of Pittsford
Four Year Financial Plan, Fiscal Years 2025-2028
Sewer Fund

	Actual				Estimated	Projected				Avg Ann Increase	Assumptions				Description
	2020-2021	2021-2022	2022-2023	2023-2024	2024-2025	2025-2026	2026-2027	2027-2028	2028-2029		2025-2026	2026-2027	2027-2028	2028-2029	
Revenues															
Sewer Rents	221,111	277,042	286,695	310,616	323,307	332,946	342,935	353,223	363,820	10%		3%	3%	3%	
Interest and Earnings	957	683	13,268	38,849	10,000	12,500	12,750	13,005	13,265	80%		2%	2%	2%	
Other					185,000.0	270,000	30,000	-	-						
Total Revenues and Other Sources	\$222,068	\$277,725	\$299,963	\$349,465	\$518,307	\$615,446.42	\$385,685	\$366,228	\$377,085	24%	19%	-37%	-5%	3%	
Expenditures															
Personal Services	83,769	94,146	112,900	121,376	182,368	204,672	210,812	217,136	223,650	21%		3%	3%	3%	
Equipment and Capital Outlay	0	0	0	0	280,670	302,530	37,840	-	14,300	N/A					
Contractual	27,821	16,257	20,539	25,413	71,180	100,160	108,173	116,827	126,173	26%		8%	8%	8%	
Debt Service (Principal and Interest)	0	0	0	0		3,715	3,715	3,715	3,715	N/A					
Employee Benefits	37,569	53,330	63,400	70,534	91,100	96,295	104,961	114,408	124,704	25%		9%	9%	9%	
Interfund Transfers	0					108,900				N/A					
Total Expenditures and Other Uses	\$149,159	\$163,733	\$196,839	\$217,323	\$625,318	\$816,271.52	\$465,501	\$452,086	\$492,543	43%	31%	-43%	-3%	9%	
Surplus (Deficit)	\$72,909	\$113,992	\$103,124	\$132,142	(\$107,011)	(\$200,825.10)	(\$79,816)	(\$85,858)	(\$115,458)						
Budgetary Reserves															
Fund Equity, Beg. of Year	1,094,569	1,167,478	1,281,470	1,384,594	1,516,736	1,516,736	1,516,736	1,436,920	1,351,062						
Fund Equity, End of Year	1,167,478	1,281,470	1,384,594	1,516,736	1,516,736	1,516,736	1,436,920	1,351,062	1,235,604						
Nonspendable and Restricted Fund Balance	420,545	721,229	734,497	773,346	773,346	773,346	743,346	743,346	743,346						
Unrestricted Fund Balance	\$746,933	\$560,241	\$650,997	\$743,390	\$743,390	\$743,390	\$693,574	\$607,716	\$492,258						
Unrestricted Fund Balance % of Expenditures	500.8%	342.2%	330.3%	342.1%	118.9%	91.1%	149.0%	134.4%	99.9%						



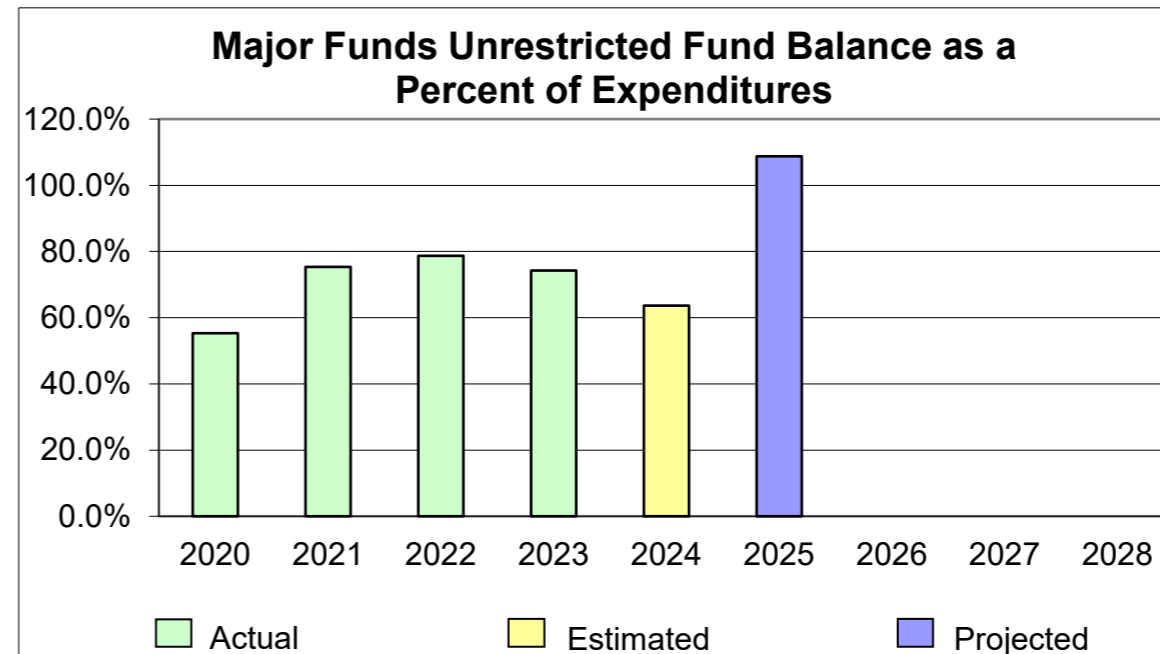
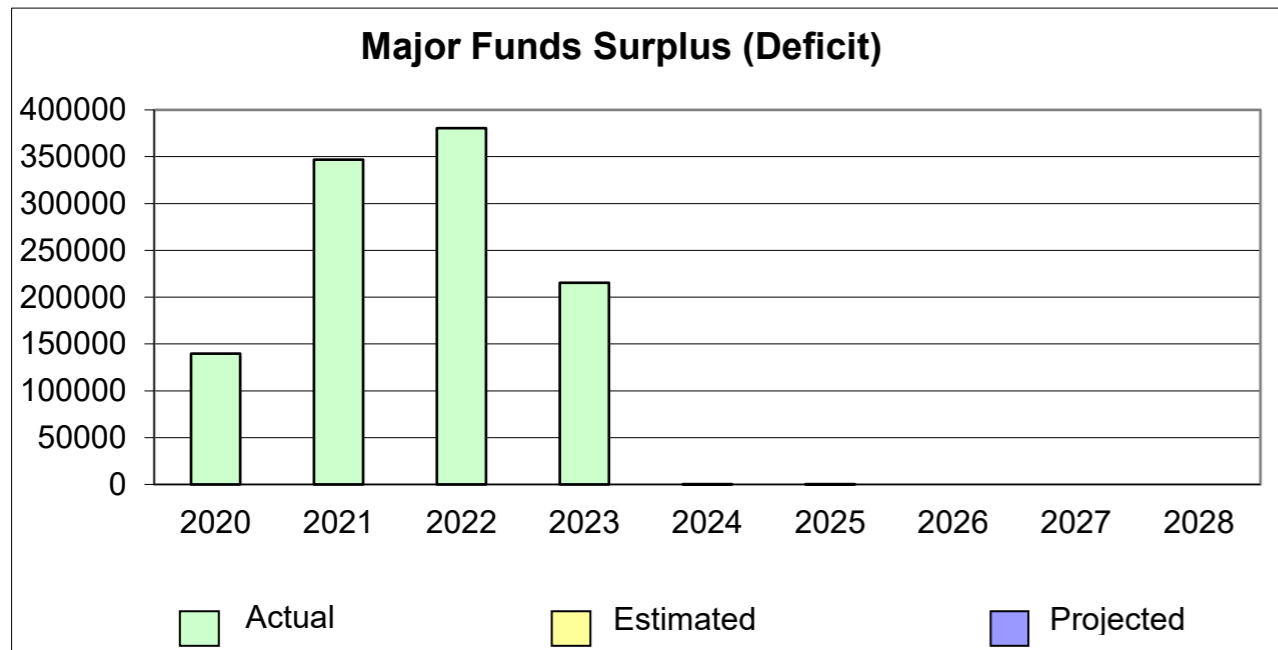
Village of Pittsford
Four Year Financial Plan, Fiscal Years 2025-2028
Levy and Employment (Levy data need only be entered for local governments covered by the Constitutional Tax Limit)

	Actual				Estimated	Projected				Avg Ann Increase 2020-present	Assumptions				Description	
	2020-2021	2021-2022	2022-2023	2023-2024	2024-2025	2025-2026	2026-2027	2027-2028	2028-2029		2025-2026	2026-2027	2027-2028	2028-2029		
Levy and Assessed Value / Rate																
Levy	879,477	883,698	896,604	967,575	1,041,741	1,087,198	1,151,741	1,209,328	1,269,795	4%						
Assessed Value of Taxable Property	186,346,964	187,224,244	189,958,518	191,004,982	191,961,672	190,903,943	192,812,982	194,741,112	196,688,523	1%		1%	1%	1%		
Tax Rate per \$1,000 of Assessed Value	4.72	4.72	4.72	5.07	5.4268	5.69500002	5.97	6.21	6.46	4%	---	---	---	---		Calculated (Levy/Assessed Value)
Full Value and FV Rate																
Equalization Rate (available from ORPS) (Counties enter 1)	0.95	0.91	0.82	0.72	0.66					-9%	---	---	---	---		Based on approximate assessments as a percent of full value
Full Market Value of Taxable Property	196,154,699	205,740,927	231,656,729	265,284,697	290,851,018					10%	---	---	---	---		Calculated (AV/Equalization Rate)
Tax Rate per \$1000 of Full Value	4.48	4.30	3.87	3.65	3.58					-5%	---	---	---	---		Calculated (Levy/Full Value)
Tax Limit																
Property Tax Limit	752,041	891,947	921,946	921,946	928,365					5%	---	---	---	---		Based on calculation (CTL=2% of full value 5-yr rolling avg)
Exclusions to Tax Limit	0	0	0	0	0					N/A	---	---	---	---		Based on projected exclusions
Tax Levy Subject to Limit	752,041	891,947	921,946	921,946	928,365	1,087,198	1,151,741	1,209,328	1,269,795	5%	---	---	---	---		Calculated (Levy minus Exclusions)
Number of Employees	13	13	13	14	14					2%						
Total Debt Service	90,049	89,174	88,299	93,525	93,525					1%						



**Village of Pittsford
Four Year Financial Plan, Fiscal Years 2025-2028
Major Fund Summary**

	Actual				Estimated	Projected			
	2020-2021	2021-2022	2022-2023	2023-2024	2024-2025	2025-2026	2026-2027	2027-2028	2028-2029
General Fund									
Revenues and Other Sources	\$1,720,337	\$1,731,430	\$1,856,041	\$1,939,470	\$2,090,118	\$2,182,015	\$2,408,760	\$2,278,692	\$0
Expenditures and Other Uses	\$1,446,372	\$1,464,918	\$1,743,787	\$1,939,470	\$2,090,118	\$2,174,258	\$2,426,752	\$2,301,543	\$0
Surplus (Deficit)	\$273,965	\$266,512	\$112,255	\$0	\$0	\$0	\$0	\$0	\$0
Unrestricted Fund Balance	\$455,119	\$721,283	\$790,702	\$790,702	\$1,014,328	\$835,746	\$817,754	\$794,903	\$0
Sewer Fund									
Revenues and Other Sources	\$222,068	\$277,725	\$299,963	\$324,547	\$615,446	\$385,685	\$366,228	\$377,085	\$0
Expenditures and Other Uses	\$149,159	\$163,733	\$196,839	\$324,546	\$816,272	\$465,501	\$452,086	\$492,543	\$0
Surplus (Deficit)	\$72,909	\$113,992	\$103,124	\$0	\$0	\$0	\$0	\$0	\$0
Unrestricted Fund Balance	\$746,933	\$560,241	\$650,097	\$650,097	\$743,390	\$693,574	\$607,716	\$492,258	\$0
All Major Funds									
Revenues and Other Sources	\$1,942,405	\$2,009,155	\$2,156,004	\$2,264,017	\$2,705,564	\$2,567,700	\$2,774,988	\$2,655,777	\$0
Expenditures and Other Uses	\$1,595,531	\$1,628,651	\$1,940,626	\$2,264,016	\$2,906,389	\$2,639,759	\$2,878,838	\$2,794,086	\$0
Surplus (Deficit)	\$346,874	\$380,504	\$215,379	\$1	\$0	\$0	\$0	\$0	\$0
Unrestricted Fund Balance	\$1,202,052	\$1,281,524	\$1,440,799	\$1,440,799	\$1,757,718	\$1,529,320	\$1,425,470	\$1,287,161	\$0
Unrestricted Fund Balance % of Expenditures	75.3%	78.7%	74.2%	63.6%	60.5%	57.9%	49.5%	46.1%	0



**VILLAGE OF PITTSFORD
GENERAL FUND
TENT GENERAL BUDGET 3/19/25
(03/13/2025)**

		Expend/ Revenues	Expend/ Revenues	Expend/ Revenues to	Adopted Budget	Modified Budget	Proposed Budget	Percent Change
		2022-2023	2023-2024	01/31/2025	2024-2025	2024-2025	2025-2026	%

APPROPRIATIONS

GENERAL GOVERNMENT SUPPORT

VILLAGE BOARD

Personal Services	A1010.1	23,856.00	24,700.00	16,248.42	25,433.00	25,433.00	25,617.00	0.72
Conferences/other	A1010.4	200.00	271.87	1,793.34	625.00	2,125.00	2,000.00	220.00
Total		24,056.00	24,971.87	18,041.76	26,058.00	27,558.00	27,617.00	5.98

MAYOR

Personal Services	A1210.1	11,695.00	12,103.48	9,350.01	12,470.00	12,470.00	12,558.00	0.70
Conferences/other	A1210.4	1,805.01	1,500.00	0.00	1,500.00	1,500.00	1,500.00	0.00
Total		13,500.01	13,603.48	9,350.01	13,970.00	13,970.00	14,058.00	0.62

TREASURER

Personal Services	A1325.1	60,688.45	56,136.61	48,298.45	67,000.00	67,000.00	86,074.00	28.46
Total		60,688.45	56,136.61	48,298.45	67,000.00	67,000.00	86,074.00	28.46

**VILLAGE OF PITTSFORD
GENERAL FUND
TENT GENERAL BUDGET 3/19/25
(03/13/2025)**

		Expend/ Revenues 2022-2023	Expend/ Revenues 2023-2024	Expend/ Revenues to 01/31/2025	Adopted Budget 2024-2025	Modified Budget 2024-2025	Proposed Percent Budget 2025-2026	Percent Change %
--	--	---	---	---	---	--	--	---------------------------------

CLERK								
Personal Services	A1410.1	63,946.45	63,886.07	48,934.42	66,226.00	66,226.00	75,632.00	14.20
Equipment	A1410.2	2,923.00	8,078.84	4,665.38	7,800.00	6,800.00	8,970.00	15.00
Newsletters	A1410.408	48.60	0.00	0.00	0.00	0.00	1,000.00****. **	
Copies / Rentals	A1410.409	4,098.82	3,762.91	2,246.93	5,850.00	5,850.00	5,850.00	0.00
Insurance Expense - General	A1410.41	46,899.20	48,671.53	41,068.10	42,140.00	41,140.00	42,900.00	1.80
Supplies	A1410.411	4,996.68	6,123.23	4,169.70	4,500.00	4,500.00	4,500.00	0.00
Software Support	A1410.412	20,909.71	21,459.80	9,555.42	11,000.00	11,109.30	12,500.00	13.63
Cpa & Financial Support	A1410.413	3,879.50	7,477.16	3,846.75	3,900.00	3,900.00	4,680.00	20.00
Website	A1410.414	63.13	2,416.80	1,885.10	3,900.00	3,900.00	3,900.00	0.00
Payroll Services	A1410.415	5,660.89	7,634.12	2,144.52	5,070.00	5,070.00	5,070.00	0.00
Miscellaneous	A1410.416	1,299.74	3,763.61	769.42	3,500.00	3,840.00	3,750.00	7.14
Advertising	A1410.42	4,740.80	2,101.68	1,035.90	1,000.00	1,800.00	1,300.00	30.00
Code Updates	A1410.43	4,755.28	1,195.00	3,040.00	5,000.00	5,000.00	5,000.00	0.00
Conferences	A1410.44	5,612.26	4,686.29	5,109.73	6,500.00	5,268.01	7,000.00	7.69
Postage	A1410.47	792.49	1,128.01	2,731.99	1,500.00	2,731.99	3,250.00	116.66
Vlg Dues/contracts	A1410.48	9,960.78	12,552.44	12,152.12	15,000.00	16,200.00	16,000.00	6.66
Total		180,587.33	194,937.49	143,355.48	182,886.00	183,335.30	201,302.00	10.06

LAW								
Contr - Osborn - Municpl (394900)	A1420.4	101,204.50	93,925.32	50,358.00	95,000.00	95,000.00	95,000.00	0.00

**VILLAGE OF PITTSFORD
GENERAL FUND
TENT GENERAL BUDGET 3/19/25
(03/13/2025)**

		Expend/ Revenues	Expend/ Revenues	Expend/ Revenues to	Adopted Budget	Modified Budget	Proposed Percent Budget Change	
		2022-2023	2023-2024	01/31/2025	2024-2025	2024-2025	2025-2026	%

Contr - Osborn - Hpb (394907)	A1420.401	29,573.50	20,757.00	9,009.00	24,000.00	24,000.00	24,000.00	0.00
Contr - Zoghlin - Pzba (15-197)	A1420.402	24,764.00	17,912.00	11,200.00	19,200.00	19,200.00	21,600.00	12.50
Contr - Osborne Litigation	A1420.403	0.00	2,967.00	1,023.00	5,000.00	5,000.00	5,000.00	0.00
Contr - Osborn - Pcp (147626)	A1420.404	43,221.15	2,887.50	1,600.50	2,000.00	2,000.00	2,000.00	0.00
Contr- Zoghlin - Lwrp (19-120)	A1420.405	0.00	0.00	0.00	0.00	0.00	0.00	0.00
Zoghlin Misc	A1420.406	1,950.00	20,749.35	13,638.69	10,000.00	16,277.69	10,000.00	0.00
Contr - Hodgson - (0771921)	A1420.41	14,761.40	11,000.00	15,017.05	10,000.00	15,863.00	12,000.00	20.00
Contr - Osborn - Gen Lbr (116496)	A1420.42	14,124.68	5,296.00	1,270.50	5,500.00	5,500.00	10,000.00	81.81
Legal Misc	A1420.43	0.00	3,405.17	0.00	5,000.00	2,859.31	5,000.00	0.00
Total		229,599.23	178,899.34	103,116.74	175,700.00	185,700.00	184,600.00	5.06

ENGINEER

Contractual - General	A1440.4	30,610.94	3,080.00	14,417.50	15,000.00	15,000.00	15,000.00	0.00
Contractual - Sutherland	A1440.42	1.00	0.00	0.00	0.00	0.00	0.00	0.00
75 Monroe Avenue Cons Fees	A1440.43	0.00	36,920.00	0.00	0.00	0.00	0.00	0.00
Total		30,611.94	40,000.00	14,417.50	15,000.00	15,000.00	15,000.00	0.00

ELECTIONS

Personal Services	A1450.1	0.00	0.00	0.00	1,500.00	1,500.00	1,000.00	-33.33
-------------------	---------	------	------	------	----------	----------	----------	--------

**VILLAGE OF PITTSFORD
GENERAL FUND
TENT GENERAL BUDGET 3/19/25
(03/13/2025)**

	Expend/ Revenues 2022-2023	Expend/ Revenues 2023-2024	Expend/ Revenues to 01/31/2025	Adopted Budget 2024-2025	Modified Budget 2024-2025	Proposed Budget 2025-2026	Percent Change %
--	---	---	---	---	--	--	---------------------------------

Total	0.00	0.00	0.00	1,500.00	1,500.00	1,000.00	-33.33
-------	------	------	------	----------	----------	----------	--------

RECORDS MANAGEMENT OFFICER

Clerk	A1460.1	5,705.24	14,842.78	13,067.96	15,300.00	15,300.00	18,500.00	20.91
Contractual/conferences	A1460.4	2,141.00	871.41	50.00	1,000.00	1,000.00	1,030.00	3.00
Software	A1460.41	0.00	2,000.00	2,474.65	1,950.00	4,424.65	3,510.00	80.00
Total		7,846.24	17,714.19	15,592.61	18,250.00	20,724.65	23,040.00	26.24

BUILDINGS

Personal Services	A1620.1	5,864.49	4,336.96	1,908.63	4,600.00	4,600.00	5,115.00	11.19
Village Hall	A1620.4	20,334.39	23,985.35	51,792.26	100,000.00	100,000.00	25,000.00	-75.00
Utilities	A1620.41	12,496.77	16,700.00	10,805.83	11,700.00	10,900.00	12,250.00	4.70
Telephone	A1620.412	4,561.95	7,000.00	4,190.16	5,460.00	5,460.00	5,710.00	4.57
Heating Fuel	A1620.413	5,314.88	4,086.31	363.86	5,460.00	2,960.00	5,500.00	0.73
Cleaning	A1620.42	7,666.96	7,350.38	5,428.43	6,240.00	8,740.00	8,240.00	32.05
Highway Garage	A1620.43	6,180.50	0.00	0.00	0.00	0.00	0.00	0.00
Refuse	A1620.44	0.00	2,017.96	314.26	0.00	800.00	1,000.00****. **	
Village Hall Fire	A1620.45	1,640.00	38,633.00	0.00	0.00	0.00	0.00	0.00
Vh Arpa Improvements	A1620.46	0.00	0.00	0.00	0.00	0.00	0.00	0.00

VILLAGE OF PITTSFORD
GENERAL FUND
TENT GENERAL BUDGET 3/19/25
(03/13/2025)

	Expend/ Revenues 2022-2023	Expend/ Revenues 2023-2024	Expend/ Revenues to 01/31/2025	Adopted Budget 2024-2025	Modified Budget 2024-2025	Proposed Budget 2025-2026	Percent Change %
--	----------------------------------	----------------------------------	--------------------------------------	--------------------------------	---------------------------------	------------------------------	------------------------

Total	64,059.94	104,109.96	74,803.43	133,460.00	133,460.00	62,815.00	-52.93
-------	-----------	------------	-----------	------------	------------	-----------	--------

SPECIAL ITEMS

Municipal Association Dues	A1920.4	0.00	0.00	0.00	0.00	0.00	0.00
Fopv Settlement	A1930.4	33,166.67	0.00	0.00	0.00	0.00	0.00
Hodgson Agreement	A1930.41	25,093.14	0.00	0.00	0.00	0.00	0.00
Property Taxes/assessments	A1950	0.00	0.00	632.46	500.00	500.00	0.00
Shared Svc Town/school	A1989.1	1,547.53	6,100.00	358.50	4,500.00	4,500.00	7,193.00 59.84
Gis Collaborative	A1989.4	0.00	0.00	3,599.00	4,500.00	4,500.00	4,500.00 0.00
Grant Writers	A1989.42	0.00	0.00	0.00	0.00	0.00	15,000.00****. **
Contingency Account	A1990.4	6,773.00	0.00	0.00	31,672.17	17,020.01	37,251.96 17.61
Contingency Account (debt)	A1990.41	0.00	0.00	0.00	50,000.00	50,000.00	0.00-100.00

Total	66,580.34	6,100.00	4,589.96	91,172.17	76,520.01	64,444.96	-29.31
-------	-----------	----------	----------	-----------	-----------	-----------	--------

General Government Support Total	677,529.48	636,472.94	431,565.94	724,996.17	724,767.96	679,950.96	-6.21
----------------------------------	------------	------------	------------	------------	------------	------------	-------

PUBLIC SAFETY

ON-STREET PARKING

Personal Services	A3320.1	15,772.96	15,000.00	13,689.26	17,500.00	17,500.00	20,000.00 14.28
-------------------	---------	-----------	-----------	-----------	-----------	-----------	-----------------

**VILLAGE OF PITTSFORD
GENERAL FUND
TENT GENERAL BUDGET 3/19/25
(03/13/2025)**

		Expend/ Revenues 2022-2023	Expend/ Revenues 2023-2024	Expend/ Revenues to 01/31/2025	Adopted Budget 2024-2025	Modified Budget 2024-2025	Proposed Budget 2025-2026	Percent Change %
Contractual	A3320.4	1,240.96	1,216.63	408.56	1,750.00	1,750.00	1,800.00	2.85
	Total	17,013.92	16,216.63	14,097.82	19,250.00	19,250.00	21,800.00	13.24
SAFETY INSPECTION								
Personal Services	A3620.1	56,005.91	57,000.00	45,688.25	58,613.00	58,613.00	61,000.00	4.07
Conf/mileage/dues	A3620.4	1,196.36	2,163.46	1,543.84	2,500.00	2,500.00	2,500.00	0.00
Tylin	A3620.41	0.00	0.00	0.00	0.00	0.00	0.00	0.00
	Total	57,202.27	59,163.46	47,232.09	61,113.00	61,113.00	63,500.00	3.90
Public Safety Total		74,216.19	75,380.09	61,329.91	80,363.00	80,363.00	85,300.00	6.14
TRANSPORTATION								
STREET ENGINEERING								
Personal Services	A5020.1	33,428.36	0.00	0.00	0.00	0.00	0.00	0.00
Roadwork/various	A5020.4	5,936.21	0.00	0.00	0.00	0.00	0.00	0.00
South & Wood Street	A5020.41	0.00	0.00	0.00	0.00	0.00	0.00	0.00
	Total	39,364.57	0.00	0.00	0.00	0.00	0.00	0.00

**VILLAGE OF PITTSFORD
GENERAL FUND
TENT GENERAL BUDGET 3/19/25
(03/13/2025)**

		Expend/ Revenues 2022-2023	Expend/ Revenues 2023-2024	Expend/ Revenues to 01/31/2025	Adopted Budget 2024-2025	Modified Budget 2024-2025	Proposed Budget 2025-2026	Percent Change %
--	--	----------------------------------	----------------------------------	--------------------------------------	--------------------------------	---------------------------------	------------------------------	------------------------

STREET MAINTENANCE

Administration	A5110.1	56,749.52	42,000.00	34,219.11	46,900.00	46,900.00	56,006.00	19.41
Roads Personnel	A5110.11	0.00	42,862.98	12,906.03	70,500.00	70,500.00	50,547.00	-28.30
New Vehicles (cip)	A5110.2	75,090.59	0.00	0.00	0.00	0.00	30,000.00	****.**
New Equipment	A5110.21	0.00	3,190.69	1,735.74	5,000.00	6,735.74	0.00	-100.00
Vehicle & Equip Repair / Maint	A5110.4	38,715.26	32,801.96	14,327.08	30,000.00	30,267.05	25,000.00	-16.66
Road Work	A5110.41	0.00	21,027.47	0.00	25,000.00	25,000.00	25,000.00	0.00
Asphalt	A5110.42	0.00	4,277.35	6,616.05	8,000.00	8,000.00	9,000.00	12.50
Supplies	A5110.43	0.00	5,196.86	2,968.46	7,500.00	9,500.00	8,000.00	6.66
Rentals	A5110.44	0.00	4,089.57	0.00	7,000.00	7,000.00	7,000.00	0.00
Other Projects	A5110.45	0.00	0.00	0.00	0.00	0.00	0.00	0.00
Total		170,555.37	155,446.88	72,772.47	199,900.00	203,902.79	210,553.00	5.32

CHIPS

Personnel Services	A5112.1	0.00	0.00	0.00	0.00	0.00	0.00	0.00
Equipment & Vehicles	A5112.4	0.00	65,000.00	0.00	0.00	0.00	0.00	0.00
Road Work	A5112.41	0.00	25,000.00	0.00	0.00	0.00	0.00	0.00
Contractual	A5112.42	0.00	0.00	0.00	0.00	0.00	0.00	0.00
Total		0.00	90,000.00	0.00	0.00	0.00	0.00	0.00

**VILLAGE OF PITTSFORD
GENERAL FUND
TENT GENERAL BUDGET 3/19/25
(03/13/2025)**

		Expend/ Revenues	Expend/ Revenues	Expend/ Revenues to	Adopted Budget	Modified Budget	Proposed Budget	Percent Change
		2022-2023	2023-2024	01/31/2025	2024-2025	2024-2025	2025-2026	%

GARAGE & DPW

Personal Services	A5132.1	42,098.20	56,765.90	41,752.48	63,640.00	63,640.00	66,942.00	5.18
Paid Time Off	A5132.11	35,773.27	26,953.64	13,678.34	35,010.00	35,010.00	35,000.00	-0.02
Contractual	A5132.4	31,253.81	29,939.69	12,124.48	30,000.00	30,000.00	30,750.00	2.50
Utilities	A5132.41	9,825.25	8,639.21	4,373.45	5,500.00	5,500.00	6,000.00	9.09
Tools	A5132.42	0.00	2,024.61	0.00	1,000.00	1,000.00	1,500.00	50.00
Diesel Fuel	A5132.48	7,046.90	7,051.06	2,476.66	7,500.00	7,500.00	7,500.00	0.00
Gasoline	A5132.49	8,021.79	7,093.76	4,018.19	9,000.00	9,000.00	9,500.00	5.55
Highway Garage Maintenance	A5132.50	0.00	3,474.69	0.00	20,000.00	20,000.00	35,000.00	75.00
Total		134,019.22	141,942.56	78,423.60	171,650.00	171,650.00	192,192.00	11.96

SNOW REMOVAL

Plowing/salting	A5142.1	14,981.33	10,302.18	20,385.07	30,000.00	30,000.00	12,149.00	-59.50
Road Salt	A5142.4	7,178.00	0.00	7,800.98	9,500.00	9,500.00	9,500.00	0.00
Equipment /supplies	A5142.41	0.00	1,539.38	1,116.60	4,000.00	4,000.00	4,250.00	6.25
Contractual	A5142.42	0.00	0.00	0.00	0.00	0.00	0.00	0.00
Total		22,159.33	11,841.56	29,302.65	43,500.00	43,500.00	25,899.00	-40.46

**VILLAGE OF PITTSFORD
GENERAL FUND
TENT GENERAL BUDGET 3/19/25
(03/13/2025)**

		Expend/ Revenues 2022-2023	Expend/ Revenues 2023-2024	Expend/ Revenues to 01/31/2025	Adopted Budget 2024-2025	Modified Budget 2024-2025	Proposed Budget 2025-2026	Percent Change %
--	--	----------------------------------	----------------------------------	--------------------------------------	--------------------------------	---------------------------------	------------------------------	------------------------

STREET LIGHTING

Personal Services	A5182.1	4,231.18	2,000.00	1,146.92	4,500.00	4,500.00	2,359.00	-47.57
Vlg Wide St Lighting	A5182.4	50,099.68	41,308.17	36,041.57	42,500.00	42,500.00	43,500.00	2.35
Lighting Repairs	A5182.42	2,664.86	10,492.60	568.50	10,000.00	10,000.00	10,500.00	5.00
Lighting Supplies	A5182.43	0.00	3,699.23	0.00	7,000.00	7,000.00	7,000.00	0.00
Total		56,995.72	57,500.00	37,756.99	64,000.00	64,000.00	63,359.00	-1.00

SIDEWALKS

Personal Services	A5410.1	2,599.68	8,069.30	2,094.71	12,000.00	12,000.00	9,516.00	-20.70
Sidewalk Replemt	A5410.4	5,746.19	2,426.21	0.00	5,000.00	5,000.00	5,500.00	10.00
Supplies	A5410.41	0.00	1,055.00	0.00	5,000.00	5,000.00	5,500.00	10.00
Equipment Rental	A5410.42	0.00	4,949.00	1,141.30	5,000.00	5,000.00	5,200.00	4.00
Contractual	A5410.43	0.00	0.00	0.00	0.00	0.00	0.00	0.00
Total		8,345.87	16,499.51	3,236.01	27,000.00	27,000.00	25,716.00	-4.75

Transportation Total		431,440.08	473,230.51	221,491.72	506,050.00	510,052.79	517,719.00	2.30
----------------------	--	------------	------------	------------	------------	------------	------------	------

CULTURE AND RECREATION

**VILLAGE OF PITTSFORD
GENERAL FUND
TENT GENERAL BUDGET 3/19/25
(03/13/2025)**

		Expend/ Revenues	Expend/ Revenues	Expend/ Revenues to	Adopted Budget	Modified Budget	Proposed Budget	Percent Change
		2022-2023	2023-2024	01/31/2025	2024-2025	2024-2025	2025-2026	%

PARKS								
Personal Services	A7110.1	63,540.38	51,000.00	40,445.22	44,500.00	44,500.00	60,143.00	35.15
Flowers	A7110.4	31,874.43	10,313.40	6,246.22	12,000.00	12,000.00	12,500.00	4.16
Holiday Decorations	A7110.41	0.00	3,027.70	3,672.94	5,500.00	5,500.00	6,000.00	9.09
Arboretum	A7110.42	5,160.00	-18,221.27	19,748.76	1,000.00	20,200.00	3,500.00	250.00
Equipment Rental	A7110.43	0.00	0.00	0.00	3,500.00	2,500.00	3,500.00	0.00
Tools	A7110.44	0.00	942.98	950.50	1,000.00	1,000.00	1,000.00	0.00
Miscellaneous	A7110.45	0.00	1,480.90	538.98	2,000.00	2,000.00	2,500.00	25.00
Contractual	A7110.46	0.00	21,756.29	7,643.95	15,000.00	19,000.00	21,500.00	43.33
Contractual-arpa	A7110.461	0.00	0.00	12,203.41	0.00	0.00	0.00	0.00
Total		100,574.81	70,300.00	91,449.98	84,500.00	106,700.00	110,643.00	30.93

HISTORIAN								
Personal Services	A7510.1	0.00	0.00	0.00	500.00	500.00	500.00	0.00
Total		0.00	0.00	0.00	500.00	500.00	500.00	0.00

CELEBRATIONS								
Personnel Services	A7550.1	3,816.21	4,483.48	4,221.96	4,900.00	4,900.00	5,287.00	7.89
Candlelight/regatta	A7550.4	8,171.17	3,550.56	4,607.65	5,000.00	5,000.00	5,500.00	10.00

**VILLAGE OF PITTSFORD
GENERAL FUND
TENT GENERAL BUDGET 3/19/25
(03/13/2025)**

	Expend/ Revenues 2022-2023	Expend/ Revenues 2023-2024	Expend/ Revenues to 01/31/2025	Adopted Budget 2024-2025	Modified Budget 2024-2025	Proposed Budget 2025-2026	Percent Change %
--	---	---	---	---	--	--	---------------------------------

Total	11,987.38	8,034.04	8,829.61	9,900.00	9,900.00	10,787.00	8.95
-------	-----------	----------	----------	----------	----------	-----------	------

Culture And Recreation Total	112,562.19	78,334.04	100,279.59	94,900.00	117,100.00	121,930.00	28.48
------------------------------	------------	-----------	------------	-----------	------------	------------	-------

HOME AND COMMUNITY SERVICES

ZONING

Personal Services	A8010.1	2,733.32	2,600.00	0.00	2,600.00	2,600.00	2,600.00	0.00
-------------------	---------	----------	----------	------	----------	----------	----------	------

Contractual/conf	A8010.4	0.00	609.00	515.00	1,500.00	1,500.00	1,500.00	0.00
------------------	---------	------	--------	--------	----------	----------	----------	------

Total		2,733.32	3,209.00	515.00	4,100.00	4,100.00	4,100.00	0.00
-------	--	----------	----------	--------	----------	----------	----------	------

PLANNING

Contractual/conf	A8020.4	90.00	0.00	0.00	0.00	0.00	0.00	0.00
------------------	---------	-------	------	------	------	------	------	------

Contractual - Bridge Project	A8020.41	0.00	0.00	0.00	0.00	0.00	0.00	0.00
------------------------------	----------	------	------	------	------	------	------	------

Consultants Other	A8020.42	0.00	0.00	0.00	0.00	0.00	0.00	0.00
-------------------	----------	------	------	------	------	------	------	------

Contractual - Grant Writer	A8020.43	10,000.00	0.00	0.00	0.00	0.00	0.00	0.00
----------------------------	----------	-----------	------	------	------	------	------	------

Gis Collaborative	A8020.45	3,599.00	0.00	0.00	0.00	0.00	0.00	0.00
-------------------	----------	----------	------	------	------	------	------	------

Total		13,689.00	0.00	0.00	0.00	0.00	0.00	0.00
-------	--	-----------	------	------	------	------	------	------

**VILLAGE OF PITTSFORD
GENERAL FUND
TENT GENERAL BUDGET 3/19/25
(03/13/2025)**

		Expend/ Revenues	Expend/ Revenues	Expend/ Revenues to	Adopted Budget	Modified Budget	Proposed Budget	Percent Change
		2022-2023	2023-2024	01/31/2025	2024-2025	2024-2025	2025-2026	%

HISTORICAL PRESERVATION BOARD

Personal Services	A8030.1	2,999.94	2,466.68	0.00	2,600.00	2,600.00	2,600.00	0.00
Contractual/conf/gaskin	A8030.4	-680.00	200.00	1,118.65	500.00	1,250.00	1,250.00	150.00
Total		2,319.94	2,666.68	1,118.65	3,100.00	3,850.00	3,850.00	24.19

STREET CLEANING

Personal Services	A8170.1	47,942.06	40,850.00	44,643.68	42,500.00	42,500.00	48,173.00	13.34
Maintenance	A8170.4	0.00	0.00	33.80	7,500.00	7,500.00	8,000.00	6.66
Supplies	A8170.41	0.00	0.00	829.10	5,000.00	5,000.00	5,500.00	10.00
Total		47,942.06	40,850.00	45,506.58	55,000.00	55,000.00	61,673.00	12.13

DRAINAGE

Personal Services	A8540.1	12,132.71	16,911.88	7,463.10	12,500.00	12,500.00	19,943.00	59.54
Contr- N Main/locust/rand Crk	A8540.4	22,926.75	0.00	0.00	0.00	0.00	0.00	0.00
Maintenance	A8540.41	0.00	0.00	0.00	5,000.00	5,000.00	5,500.00	10.00
Supplies	A8540.42	0.00	2,190.95	0.00	8,000.00	8,000.00	8,500.00	6.25
Contractual	A8540.43	0.00	821.89	0.00	12,500.00	12,500.00	13,000.00	4.00
Rand Creek Apra	A8540.4A	17,526.86	0.00	0.00	0.00	0.00	0.00	0.00

**VILLAGE OF PITTSFORD
GENERAL FUND
TENT GENERAL BUDGET 3/19/25
(03/13/2025)**

	Expend/ Revenues 2022-2023	Expend/ Revenues 2023-2024	Expend/ Revenues to 01/31/2025	Adopted Budget 2024-2025	Modified Budget 2024-2025	Proposed Budget 2025-2026	Percent Change %
--	---	---	---	---	--	--------------------------------------	---------------------------------

Total	52,586.32	19,924.72	7,463.10	38,000.00	38,000.00	46,943.00	23.53
-------	-----------	-----------	----------	-----------	-----------	-----------	-------

SHADE TREES

Personal Services	A8560.1	9,459.56	7,500.00	3,363.31	11,000.00	11,000.00	8,845.00 -19.59
Tree Purchase	A8560.4	3,214.00	853.00	0.00	5,000.00	5,000.00	6,500.00 30.00
Arborist	A8560.41	0.00	800.00	500.00	5,000.00	5,000.00	5,000.00 0.00
Tree Maintenance	A8560.42	12,307.00	13,576.00	5,385.00	13,500.00	13,500.00	13,750.00 1.85
Total		24,980.56	22,729.00	9,248.31	34,500.00	34,500.00	34,095.00 -1.17

Home And Community Services Total		144,251.20	89,379.40	63,851.64	134,700.00	135,450.00	150,661.00 11.84
-----------------------------------	--	------------	-----------	-----------	------------	------------	------------------

EMPLOYEE BENEFITS

EMPLOYEE BENEFITS

State Retirement	A9010.8	47,056.00	58,124.82	68,539.38	74,500.00	74,500.00	84,215.00 13.04
Social Security	A9030.8	33,680.10	45,894.90	29,810.46	48,500.00	47,661.02	49,920.00 2.92
Worker's Compensation	A9040.8	30,485.25	34,826.35	35,938.98	35,100.00	35,938.98	31,200.00 -11.11
Nys Labor Sui	A9050.8	0.00	15,288.69	3,134.00	3,120.00	7,632.00	3,120.00 0.00
Disability Insurance	A9055.8	611.60	265.20	145.65	780.00	780.00	780.00 0.00
Health/dental Insurance	A9060.8	103,656.42	117,370.90	83,431.38	128,180.00	128,180.00	142,948.00 11.52

**VILLAGE OF PITTSFORD
GENERAL FUND
TENT GENERAL BUDGET 3/19/25
(03/13/2025)**

		Expend/ Revenues 2022-2023	Expend/ Revenues 2023-2024	Expend/ Revenues to 01/31/2025	Adopted Budget 2024-2025	Modified Budget 2024-2025	Proposed Budget 2025-2026	Percent Change %
Total		215,489.37	271,770.86	220,999.85	290,180.00	294,692.00	312,183.00	7.58
Employee Benefits Total		215,489.37	271,770.86	220,999.85	290,180.00	294,692.00	312,183.00	7.58
DEBT SERVICE								
BOND ANTICIPATION NOTES								
Bond Principle	A9730.6	50,000.00	50,000.00	0.00	50,000.00	50,000.00	0.00	-100.00
Bond Interest	A9730.7	2,625.00	1,750.00	437.50	1,200.00	1,200.00	0.00	-100.00
Total		52,625.00	51,750.00	437.50	51,200.00	51,200.00	0.00	-100.00
LEASED EQUIPMENT								
Ravo Sweeper Lease	A9785.6	18,312.00	19,723.51	20,500.00	20,500.00	20,500.00	21,245.00	3.63
Loader Lease	A9785.61	10,148.00	11,001.36	11,454.74	12,000.00	11,454.74	12,285.00	2.37
Ravo Sweeper Lease Interest	A9785.7	5,435.42	4,023.91	3,247.42	3,300.00	3,247.42	2,504.00	-24.12
2019 Ford 450 Lease Interest	A9785.71	1,778.74	925.38	472.00	472.00	472.00	0.00	-100.00
Total		35,674.16	35,674.16	35,674.16	36,272.00	35,674.16	36,034.00	-0.65
Debt Service Total		88,299.16	87,424.16	36,111.66	87,472.00	86,874.16	36,034.00	-58.80

**VILLAGE OF PITTSFORD
GENERAL FUND
TENT GENERAL BUDGET 3/19/25
(03/13/2025)**

	Expend/ Revenues 2022-2023	Expend/ Revenues 2023-2024	Expend/ Revenues to 01/31/2025	Adopted Budget 2024-2025	Modified Budget 2024-2025	Proposed Budget 2025-2026	Percent Change %
--	----------------------------------	----------------------------------	--------------------------------------	--------------------------------	---------------------------------	------------------------------	------------------------

INTERFUND TRANSFERS

TRANSFERS TO CAPITAL FUNDS

Equipment / Vehicle Reserve	A9950.1	0.00	0.00	0.00	100,000.00	100,000.00	146,340.00	46.34
Equipment / Vehicle Repair Reserve	A9950.2	0.00	0.00	0.00	0.00	0.00	0.00	0.00
Technology Reserve	A9950.3	0.00	0.00	0.00	0.00	0.00	0.00	0.00
Building Repair Reserve	A9950.4	0.00	0.00	0.00	0.00	0.00	10,000.00****. **	
Infrastructure Reserve	A9950.5	0.00	0.00	0.00	30,000.00	30,000.00	30,000.00	0.00
Infrastructure Repair Reserve	A9950.6	0.00	0.00	0.00	0.00	0.00	0.00	0.00
General Repair Reserve 232r	A9950.9	0.00	0.00	0.00	0.00	0.00	0.00	0.00
Total		0.00	0.00	0.00	130,000.00	130,000.00	186,340.00	43.33

Interfund Transfers

TOTAL APPROPRIATIONS		1,743,787.67	1,711,992.00	1,135,630.31	2,048,661.17	2,079,299.91	2,090,117.96	2.02
-----------------------------	--	---------------------	---------------------	---------------------	---------------------	---------------------	---------------------	-------------

REVENUES

REAL PROPERTY TAXES

Real Property Taxes	A1001	895,848.06	964,095.61	1,041,374.77	1,041,741.17	1,041,741.17	1,087,197.96	4.36
Total		895,848.06	964,095.61	1,041,374.77	1,041,741.17	1,041,741.17	1,087,197.96	4.36

**VILLAGE OF PITTSFORD
GENERAL FUND
TENT GENERAL BUDGET 3/19/25
(03/13/2025)**

		Expend/ Revenues	Expend/ Revenues	Expend/ Revenues to	Adopted Budget	Modified Budget	Proposed Budget	Percent Change
		2022-2023	2023-2024	01/31/2025	2024-2025	2024-2025	2025-2026	%

REAL PROPERTY TAX ITEMS

Other Payments In Lieu Of Property Tax	A1081	0.00	0.00	0.00	0.00	0.00	0.00	0.00
Total		0.00	0.00	0.00	0.00	0.00	0.00	0.00

REAL PROPERTY TAX ITEMS

Interest & Penalties On Real Prop Taxes	A1090	6,937.13	7,815.66	3,801.83	3,500.00	3,500.00	4,500.00	28.57
Total		6,937.13	7,815.66	3,801.83	3,500.00	3,500.00	4,500.00	28.57

NON-PROPERTY TAX ITEMS

Monroe County Sales Tax	A1120	708,765.28	694,827.73	357,909.01	685,000.00	685,000.00	690,000.00	0.72
Gross Receipts	A1130	34,151.05	30,974.05	1,760.04	40,000.00	40,000.00	35,000.00	-12.50
Franchise Fees	A1170	19,164.54	16,944.28	7,792.89	20,000.00	20,000.00	17,500.00	-12.50
Total		762,080.87	742,746.06	367,461.94	745,000.00	745,000.00	742,500.00	-0.33

DEPARTMENTAL INCOME

**VILLAGE OF PITTSFORD
GENERAL FUND
TENT GENERAL BUDGET 3/19/25
(03/13/2025)**

		Expend/ Revenues	Expend/ Revenues	Expend/ Revenues to	Adopted Budget	Modified Budget	Proposed Percent Budget Change	
		2022-2023	2023-2024	01/31/2025	2024-2025	2024-2025	2025-2026	%

Clerk Fees	A1255	5,246.29	8,740.00	3,450.41	6,000.00	6,000.00	6,500.00	8.33
Zoning Fees	A2110	400.00	1,865.00	1,785.00	2,000.00	2,000.00	2,500.00	25.00
Total		5,646.29	10,605.00	5,235.41	8,000.00	8,000.00	9,000.00	12.50

USE OF MONEY AND PROPERTY

Interest On General Accts	A2401	5,739.36	32,379.98	45,267.23	6,500.00	6,500.00	15,000.00	130.76
Interest On Reserves	A2401R	0.00	7,973.18	6,932.26	5,000.00	5,000.00	6,500.00	30.00
Rental Of Real Property	A2410	202.00	102.00	101.00	101.00	101.00	101.00	0.00
Total		5,941.36	40,455.16	52,300.49	11,601.00	11,601.00	21,601.00	86.19

LICENSES AND PERMITS

Building Permits	A2555	13,443.83	20,077.59	30,318.10	20,000.00	20,000.00	22,000.00	10.00
Rental Registry	A2560	0.00	0.00	5,480.00	0.00	0.00	15,000.00	****.**
Other	A2590	2,235.00	1,525.00	700.00	3,500.00	3,500.00	3,000.00	-14.28
Total		15,678.83	21,602.59	36,498.10	23,500.00	23,500.00	40,000.00	70.21

FINES AND FORFEITURES

**VILLAGE OF PITTSFORD
GENERAL FUND
TENT GENERAL BUDGET 3/19/25
(03/13/2025)**

		Expend/ Revenues 2022-2023	Expend/ Revenues 2023-2024	Expend/ Revenues to 01/31/2025	Adopted Budget 2024-2025	Modified Budget 2024-2025	Proposed Budget 2025-2026	Percent Change %
--	--	---	---	---	---	--	--	---------------------------------

Parking Tickets	A2610	165.00	5,425.00	1,395.00	7,500.00	7,500.00	7,500.00	0.00
Total		165.00	5,425.00	1,395.00	7,500.00	7,500.00	7,500.00	0.00

SALE OF PROPERTY & COMPENSATION FOR

Sale Of Scrap And Excess Materials	A2650	818.80	0.00	0.00	500.00	500.00	500.00	0.00
Sales Of Equipment	A2665	5,860.00	0.00	0.00	57,000.00	57,000.00	77,000.00	35.08
Insurance Recoveries	A2680	35,626.57	4,800.00	0.00	0.00	0.00	0.00	0.00
Total		42,305.37	4,800.00	0.00	57,500.00	57,500.00	77,500.00	34.78

MISCELLANEOUS LOCAL SOURCES

Refund Of Prior Year's Expenditures	A2701	350.00	7,206.64	64,990.30	0.00	0.00	0.00	0.00
Donor/misc Money	A2770	11,830.27	14,021.20	1,058.85	1,000.00	1,000.00	1,000.00	0.00
Total		12,180.27	21,227.84	66,049.15	1,000.00	1,000.00	1,000.00	0.00

STATE AID

Nys Aim	A3001	9,319.00	9,319.00	9,319.00	9,319.00	9,319.00	9,319.00	0.00
Mortgage Tax	A3005	30,593.35	25,561.30	25,551.87	40,000.00	40,000.00	30,000.00	-25.00

VILLAGE OF PITTSFORD
GENERAL FUND
TENT GENERAL BUDGET 3/19/25
(03/13/2025)

		Expend/ Revenues 2022-2023	Expend/ Revenues 2023-2024	Expend/ Revenues to 01/31/2025	Adopted Budget 2024-2025	Modified Budget 2024-2025	Proposed Budget 2025-2026	Percent Change %
Chips	A3501	51,819.00	0.00	0.00	0.00	0.00	0.00	0.00
State Grants	A3989	0.00	0.00	0.00	0.00	0.00	0.00	0.00
Total		91,731.35	34,880.30	34,870.87	49,319.00	49,319.00	39,319.00	-20.27
FEDERAL AID								
Federal Grants	A4960	0.00	0.00	0.00	0.00	0.00	0.00	0.00
Federal Aid Other / Arpa	A4980	17,526.86	58,818.49	21,058.89	0.00	0.00	0.00	0.00
Total		17,526.86	58,818.49	21,058.89	0.00	0.00	0.00	0.00
INTERFUND TRANSFERS								
Interfund Transfers	A5031	0.00	8,636.56	0.00	100,000.00	100,000.00	60,000.00	-40.00
Total		0.00	8,636.56	0.00	100,000.00	100,000.00	60,000.00	-40.00
TOTAL REVENUES		1,856,041.39	1,921,108.27	1,630,046.45	2,048,661.17	2,048,661.17	2,090,117.96	2.02
Appropriated Reserves		0.00	0.00	0.00	0.00	0.00	0.00	0.00
APPROPRIATED FUND BALANCE		-112,253.72	-209,116.27	-494,416.14	0.00	30,638.74	0.00	0.00

VILLAGE OF PITTSFORD

GENERAL FUND

TENT GENERAL BUDGET 3/19/25
(03/13/2025)

Expend/ Revenues	Expend/ Revenues	Expend/ Revenues to	Adopted Budget	Modified Budget	Proposed Budget	Percent Change
2022-2023	2023-2024	01/31/2025	2024-2025	2024-2025	2025-2026	%

TOTAL REVENUES & OTHER SOURCES

1,743,787.67	1,711,992.00	1,135,630.31	2,048,661.17	2,079,299.91	2,090,117.96	2.02
--------------	--------------	--------------	--------------	--------------	--------------	------

**VILLAGE OF PITTSFORD
SEWER FUND
TENTATIVE SEWER BUDGET
(03/13/2025)**

		Expend/ Revenues	Expend/ Revenues	Expend/ Revenues to	Adopted Budget	Modified Budget	Proposed Budget	Percent Change
		2022-2023	2023-2024	01/31/2025	2024-2025	2024-2025	2025-2026	%

APPROPRIATIONS

GENERAL GOVERNMENT SUPPORT

VILLAGE BOARD

Mayor	G1010.1	3,898.00	4,034.48	3,116.67	4,025.00	4,025.00	4,186.00	4.00
Trustees	G1010.11	2,366.82	2,732.80	1,412.88	2,800.00	2,800.00	2,847.00	1.67
Total		6,264.82	6,767.28	4,529.55	6,825.00	6,825.00	7,033.00	3.04

MC STORMWATER COALITION DUES

Mc Stormwater Coalition Dues	G1410.45	2,689.70	2,689.70	2,689.70	3,250.00	3,250.00	2,750.00	-15.38
Total		2,689.70	2,689.70	2,689.70	3,250.00	3,250.00	2,750.00	-15.38

LAW

Osborne Municipal	G1420.4	0.00	0.00	0.00	5,000.00	5,000.00	5,000.00	0.00
General Labor	G1420.41	0.00	0.00	0.00	0.00	0.00	0.00	0.00
Total		0.00	0.00	0.00	5,000.00	5,000.00	5,000.00	0.00

**VILLAGE OF PITTSFORD
SEWER FUND
TENTATIVE SEWER BUDGET
(03/13/2025)**

		Expend/ Revenues	Expend/ Revenues	Expend/ Revenues to	Adopted Budget	Modified Budget	Proposed Budget	Percent Change
		2022-2023	2023-2024	01/31/2025	2024-2025	2024-2025	2025-2026	%

ENGINEER

Contractual	G1440.4	0.00	240.00	0.00	4,000.00	4,000.00	4,000.00	0.00
Total		0.00	240.00	0.00	4,000.00	4,000.00	4,000.00	0.00

RECORDS

Contractual	G1460.4	0.00	0.00	0.00	990.00	990.00	1,000.00	1.01
Software	G1460.41	0.00	0.00	0.00	550.00	550.00	1,000.00	81.81
Total		0.00	0.00	0.00	1,540.00	1,540.00	2,000.00	29.87

General Government Support Total		8,954.52	9,696.98	7,219.25	20,615.00	20,615.00	20,783.00	0.81
----------------------------------	--	----------	----------	----------	-----------	-----------	-----------	------

TRANSPORTATION

STREET MAINTENANCE

Road Personnel	G5110.1	15,172.32	1,189.10	0.00	60,325.00	51,825.00	54,000.00	-10.48
Administration	G5110.12	0.00	30,234.88	23,257.60	31,800.00	31,800.00	37,336.83	17.41
Flush Truck	G5110.49	4,055.73	1,571.26	0.00	4,500.00	4,500.00	300,000.00	6566.66
Total		19,228.05	32,995.24	23,257.60	96,625.00	88,125.00	391,336.83	305.00

**VILLAGE OF PITTSFORD
SEWER FUND
TENTATIVE SEWER BUDGET
(03/13/2025)**

		Expend/ Revenues	Expend/ Revenues	Expend/ Revenues to	Adopted Budget	Modified Budget	Proposed Budget	Percent Change
		2022-2023	2023-2024	01/31/2025	2024-2025	2024-2025	2025-2026	%

UTILITIES

Utilities	G5132.4	0.00	1,538.23	1,456.50	3,500.00	3,500.00	3,500.00	0.00
Diesel Fuel	G5132.41	0.00	1,676.03	762.03	1,500.00	1,500.00	1,500.00	0.00
Gasoline	G5132.43	0.00	1,646.66	1,042.06	2,500.00	2,500.00	2,500.00	0.00
Highway Garage Maintenace	G5132.44	0.00	0.00	0.00	187,500.00	187,500.00	10,000.00	-94.66
New Vehicles (cip)	G5132.45	0.00	0.00	0.00	57,200.00	57,200.00	0.00	-100.00
Total		0.00	4,860.92	3,260.59	252,200.00	252,200.00	17,500.00	-93.06

Transportation Total		19,228.05	37,856.16	26,518.19	348,825.00	340,325.00	408,836.83	17.20
----------------------	--	-----------	-----------	-----------	------------	------------	------------	-------

HOME AND COMMUNITY SERVICES

SEWER ADMINISTRATION

Personal Services	G8110.1	90,251.18	72,812.10	64,652.49	83,418.31	83,418.31	97,802.00	17.24
Equipment	G8110.4	1,257.51	0.00	0.00	2,200.00	2,200.00	2,530.00	15.00
Copies	G8110.41	0.00	268.00	633.76	1,650.00	1,650.00	1,650.00	0.00
Insurance	G8110.42	0.00	0.00	11,009.70	11,880.00	11,880.00	12,100.00	1.85
Software Support	G8110.43	0.00	2,573.43	3,263.77	6,500.00	6,500.00	7,000.00	7.69
Cpa Support	G8110.44	0.00	0.00	874.50	1,100.00	1,100.00	1,650.00	50.00
Payroll Services	G8110.45	0.00	0.00	915.85	1,430.00	1,430.00	1,650.00	15.38
Postage	G8110.46	0.00	636.14	429.43	1,000.00	1,000.00	1,150.00	15.00

**VILLAGE OF PITTSFORD
SEWER FUND
TENTATIVE SEWER BUDGET
(03/13/2025)**

		Expend/ Revenues 2022-2023	Expend/ Revenues 2023-2024	Expend/ Revenues to 01/31/2025	Adopted Budget 2024-2025	Modified Budget 2024-2025	Proposed Budget 2025-2026	Percent Change %
--	--	---	---	---	---	--	--	---------------------------------

Website	G8110.47	0.00	0.00	0.00	1,100.00	1,100.00	1,210.00	10.00
Total		91,508.69	76,289.67	81,779.50	110,278.31	110,278.31	126,742.00	14.92

SANITARY SEWERS

Personal Services	G8120.1	7,475.63	7,443.07	4,003.44	0.00	8,500.00	8,500.00****.**	
Contractual	G8120.4	5,437.20	13,302.78	11,958.57	12,000.00	17,000.00	20,000.00	66.66
Cipp Swr Lining	G8120.41	0.00	0.00	0.00	40,000.00	35,000.00	20,000.00	-50.00
Wc Utilities	G8120.42	833.72	2,199.84	706.01	2,500.00	2,500.00	2,500.00	0.00
Total		13,746.55	22,945.69	16,668.02	54,500.00	63,000.00	51,000.00	-6.42

Home And Community Services Total		105,255.24	99,235.36	98,447.52	164,778.31	173,278.31	177,742.00	7.86
-----------------------------------	--	-------------------	------------------	------------------	-------------------	-------------------	-------------------	-------------

EMPLOYEE BENEFITS

EMPLOYEE BENEFITS

State Retirement	G9010.8	15,709.14	16,394.18	19,331.62	21,000.00	21,000.00	22,785.00	8.50
Social Security	G9030.8	4,955.98	9,836.79	8,358.06	14,500.00	12,557.26	14,600.00	0.68
Nys Labor Sui	G9030.81	0.00	0.00	0.00	880.00	880.00	880.00	0.00
Disablity Insurance	G9030.82	0.00	0.00	60.86	220.00	220.00	220.00	0.00
Worker's Compensation	G9040.8	8,377.12	11,052.01	10,110.60	10,000.00	10,110.60	9,000.00	-10.00

**VILLAGE OF PITTSFORD
SEWER FUND
TENTATIVE SEWER BUDGET
(03/13/2025)**

		Expend/ Revenues 2022-2023	Expend/ Revenues 2023-2024	Expend/ Revenues to 01/31/2025	Adopted Budget 2024-2025	Modified Budget 2024-2025	Proposed Budget 2025-2026	Percent Change %
Health/dental Insurance	G9060.8	34,358.45	33,251.29	24,402.65	44,500.00	46,332.14	48,810.00	9.68
Total		<u>63,400.69</u>	<u>70,534.27</u>	<u>62,263.79</u>	<u>91,100.00</u>	<u>91,100.00</u>	<u>96,295.00</u>	<u>5.70</u>
Employee Benefits Total		<u>63,400.69</u>	<u>70,534.27</u>	<u>62,263.79</u>	<u>91,100.00</u>	<u>91,100.00</u>	<u>96,295.00</u>	<u>5.70</u>
DEBT SERVICE								
LOADER LEASE								
Loader Lease	G9785.0	0.00	0.00	0.00	0.00	0.00	3,715.00****.**	
Total		<u>0.00</u>	<u>0.00</u>	<u>0.00</u>	<u>0.00</u>	<u>0.00</u>	<u>3,715.00****.**</u>	
Debt Service Total		<u>0.00</u>	<u>0.00</u>	<u>0.00</u>	<u>0.00</u>	<u>0.00</u>	<u>3,715.00****.**</u>	
INTERFUND TRANSFERS								
TRANSFERS TO OTHER FUNDS								
Vehicle Repair Reserve	G9901.1	0.00	0.00	0.00	0.00	0.00	108,900.00****.**	
Total		<u>0.00</u>	<u>0.00</u>	<u>0.00</u>	<u>0.00</u>	<u>0.00</u>	<u>108,900.00****.**</u>	
Interfund Transfers								

**VILLAGE OF PITTSFORD
SEWER FUND
TENTATIVE SEWER BUDGET
(03/13/2025)**

	Expend/ Revenues 2022-2023	Expend/ Revenues 2023-2024	Expend/ Revenues to 01/31/2025	Adopted Budget 2024-2025	Modified Budget 2024-2025	Proposed Budget 2025-2026	Percent Change %
--	---	---	---	---	--	--------------------------------------	---------------------------------

TOTAL APPROPRIATIONS

	196,838.50	217,322.77	194,448.75	625,318.31	625,318.31	816,271.83	30.53
--	------------	------------	------------	------------	------------	------------	-------

REVENUES

DEPARTMENTAL INCOME

Village	G2120	232,242.03	253,984.44	-276.08	262,715.70	262,715.70	270,597.17	3.00
Wood Creek	G2120WC	53,974.72	52,331.52	0.00	58,591.50	58,591.50	60,349.25	3.00
Sewer Rent Penalties	G2128	478.22	4,300.30	390.94	2,000.00	2,000.00	2,000.00	0.00
Total		286,694.97	310,616.26	114.86	323,307.20	323,307.20	332,946.42	2.98

USE OF MONEY AND PROPERTY

Interest On Sewer Cd	G2401	16.69	0.00	0.00	0.00	0.00	0.00	0.00
Interest On Reserve Cd	G2401R	13,251.71	38,848.44	30,467.37	10,000.00	10,000.00	12,500.00	25.00
Total		13,268.40	38,848.44	30,467.37	10,000.00	10,000.00	12,500.00	25.00

LICENSES AND PERMITS

Other Permits	G2590	0.00	0.00	1,900.00	0.00	0.00	1,900.00****.**
Total		0.00	0.00	1,900.00	0.00	0.00	1,900.00****.**

**VILLAGE OF PITTSFORD
SEWER FUND
TENTATIVE SEWER BUDGET
(03/13/2025)**

	Expend/ Revenues	Expend/ Revenues	Expend/ Revenues to	Adopted Budget	Modified Budget	Proposed Budget	Percent Change
	2022-2023	2023-2024	01/31/2025	2024-2025	2024-2025	2025-2026	%

SALE OF PROPERTY & COMPENSATION FOR

Sale Of Equipment	G2665	0.00	0.00	0.00	0.00	0.00	20,000.00****. **
Total		0.00	0.00	0.00	0.00	0.00	20,000.00****. **

MISCELLANEOUS LOCAL SOURCES

Refund Prior Year Expenses	G2701	0.00	0.00	5,241.34	0.00	0.00	0.00 0.00
Total		0.00	0.00	5,241.34	0.00	0.00	0.00 0.00

INTERFUND TRANSFERS

Transfers From Other Funds	G5031	0.00	0.00	0.00	185,000.00	185,000.00	270,000.00 45.94
Garage	G5132	0.00	0.00	0.00	0.00	0.00	0.00 0.00
Total		0.00	0.00	0.00	185,000.00	185,000.00	270,000.00 45.94

TOTAL REVENUES		299,963.37	349,464.70	37,723.57	518,307.20	518,307.20	637,346.42 22.96
----------------	--	------------	------------	-----------	------------	------------	------------------

Appropriated Reserves		0.00	0.00	0.00	0.00	0.00	0.00 0.00
-----------------------	--	------	------	------	------	------	-----------

VILLAGE OF PITTSFORD
SEWER FUND
TENTATIVE SEWER BUDGET
(03/13/2025)

	Expend/ Revenues	Expend/ Revenues	Expend/ Revenues to	Adopted Budget	Modified Budget	Proposed Budget	Percent Change
	2022-2023	2023-2024	01/31/2025	2024-2025	2024-2025	2025-2026	%

APPROPRIATED FUND BALANCE	-103,124.87	-132,141.93	156,725.18	107,011.11	107,011.11	178,925.41	67.20
---------------------------	-------------	-------------	------------	------------	------------	------------	-------

TOTAL REVENUES & OTHER SOURCES	196,838.50	217,322.77	194,448.75	625,318.31	625,318.31	816,271.83	30.53
--------------------------------	------------	------------	------------	------------	------------	------------	-------

**VILLAGE OF PITTSFORD
 REFUSE DISTRICT
 TENTATIVE BUDGET - 3/19/25
 (03/13/2025)**

	Expend/ Revenues 2022-2023	Expend/ Revenues 2023-2024	Expend/ Revenues to 01/01/2025	Adopted Budget 2024-2025	Modified Budget 2024-2025	Proposed Budget 2025-2026	Percent Change %
--	----------------------------------	----------------------------------	--------------------------------------	--------------------------------	---------------------------------	------------------------------	------------------------

APPROPRIATIONS

GENERAL GOVERNMENT SUPPORT

LAW EXPENSES

Law Expenses	CL1420.400	0.00	0.00	0.00	0.00	0.00	2,500.00****.**
Total		0.00	0.00	0.00	0.00	0.00	2,500.00****.**

General Government Support Total		0.00	0.00	0.00	0.00	0.00	2,500.00****.**
----------------------------------	--	------	------	------	------	------	-----------------

HOME AND COMMUNITY SERVICES

PERSONNEL SERVICES

Personnel Services	CL8160.150	0.00	0.00	0.00	0.00	0.00	13,193.24****.**
Refuse Provider	CL8160.400	0.00	0.00	0.00	0.00	0.00	166,954.40****.**
Postage	CL8160.450	0.00	0.00	0.00	0.00	0.00	1,000.00****.**
Total		0.00	0.00	0.00	0.00	0.00	181,147.64****.**

Home And Community Services Total		0.00	0.00	0.00	0.00	0.00	181,147.64****.**
-----------------------------------	--	------	------	------	------	------	-------------------

TOTAL APPROPRIATIONS		0.00	0.00	0.00	0.00	0.00	183,647.64****.**
----------------------	--	------	------	------	------	------	-------------------

REVENUES

**VILLAGE OF PITTSFORD
 REFUSE DISTRICT
 TENTATIVE BUDGET - 3/19/25
 (03/13/2025)**

		Expend/ Revenues 2022-2023	Expend/ Revenues 2023-2024	Expend/ Revenues to 01/01/2025	Adopted Budget 2024-2025	Modified Budget 2024-2025	Proposed Budget 2025-2026	Percent Change %
--	--	----------------------------------	----------------------------------	--------------------------------------	--------------------------------	---------------------------------	------------------------------	------------------------

INTERFUND TRANSFERS

REAL PROPERTY TAXES

Assessments	CL1030	0.00	0.00	0.00	0.00	0.00	183,647.64*****	**
Total		0.00	0.00	0.00	0.00	0.00	183,647.64*****	**

USE OF MONEY AND PROPERTY

Interest & Earnings	CL2401	0.00	0.00	0.00	0.00	0.00	0.00	0.00
Total		0.00	0.00	0.00	0.00	0.00	0.00	0.00

PROCEEDS OF OBLIGATIONS

Administration	CL8160	0.00	0.00	0.00	0.00	0.00	0.00	0.00
Total		0.00	0.00	0.00	0.00	0.00	0.00	0.00

TOTAL REVENUES		0.00	0.00	0.00	0.00	0.00	183,647.64*****	**
Appropriated Reserves		0.00	0.00	0.00	0.00	0.00	0.00	0.00

VILLAGE OF PITTSFORD
REFUSE DISTRICT
TENTATIVE BUDGET - 3/19/25
(03/13/2025)

	Expend/ Revenues	Expend/ Revenues	Expend/ Revenues to	Adopted Budget	Modified Budget	Proposed Budget	Percent Change
	2022-2023	2023-2024	01/01/2025	2024-2025	2024-2025	2025-2026	%

APPROPRIATED FUND BALANCE	0.00	0.00	0.00	0.00	0.00	0.00	0.00
---------------------------	------	------	------	------	------	------	------

TOTAL REVENUES & OTHER SOURCES	0.00	0.00	0.00	0.00	0.00	183,647.64****.**	
--------------------------------	------	------	------	------	------	-------------------	--